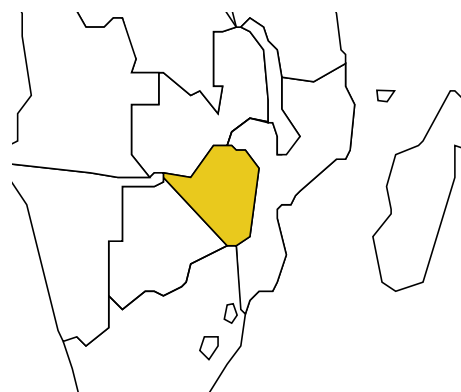


ZIMBABWE

Population: **13 349 434**

Income group: **Low**

Gross national income per capita: **\$131**



INSTITUTIONAL FRAMEWORK	
Lead agency	Traffic Safety Council of Zimbabwe
Funded in national budget	No
National road safety strategy	Multiple
Measurable targets	n/a
Funded	n/a

NATIONAL LEGISLATION	
Speed limits set nationally	Yes
Local authorities can set lower limits	Yes
Maximum limit urban roads	60 km/h
Enforcement ^a	0 1 2 3 4 5 6 7 8 9 10
Drink-driving law	Yes
BAC limit – general population	0.08 g/dl
BAC limit – young or novice drivers	0.08 g/dl
Random breath testing and/or police checkpoints	Yes
Road traffic deaths involving alcohol	<1% ^b
Enforcement ^a	0 1 2 3 4 5 6 7 8 9 10
Motorcycle helmet law	Yes
Applies to all riders	Yes
Helmet standards mandated	—
Helmet wearing rate	—
Enforcement ^a	0 1 2 3 4 5 6 7 8 9 10
Seat-belt law	Yes
Applies to all occupants	No
Seat-belt wearing rate	—
Enforcement ^a	0 1 2 3 4 5 6 7 8 9 10
Child restraints law	No
Enforcement ^a	n/a

^a Enforcement score represents consensus based on professional opinion of respondents, on a scale of 0 to 10 where 0 is not effective and 10 is highly effective.

^b 2006, Zimbabwe Republic Police.

VEHICLE STANDARDS	
Car manufacturers required to adhere to standards on	
Fuel consumption	No
Seat-belt installation for all seats	No
ROAD SAFETY AUDITS	
Formal audits required for major new road construction projects	Yes
Regular audits of existing road infrastructure	Yes
PROMOTING ALTERNATIVE TRANSPORT	
National policies to promote walking or cycling	No
National policies to promote public transportation	No

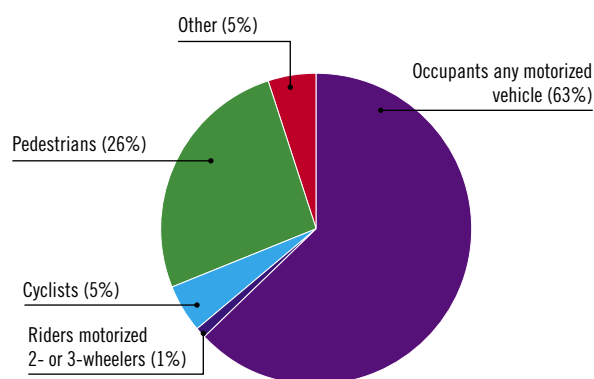
POST-CRASH CARE	
Formal, publicly available pre-hospital care system	Yes
National universal access number	Yes

DATA
Reported road traffic fatalities (2006)
1 037^c (71% males, 29% females)
Reported non-fatal road traffic injuries (2006)
13 819^d
Costing study available
No

^c Police data, defined as died within 24 hours of the crash.

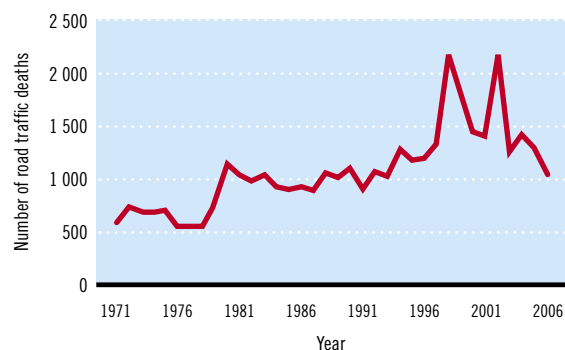
^d Police and Health data.

DEATHS BY ROAD USER CATEGORY



Source: 2006, Zimbabwe Police

TRENDS IN ROAD TRAFFIC DEATHS



Source: Zimbabwe Police General Headquarters, Planning and Development Statistics Bureau

REGISTERED VEHICLES	
1 556 586 total (2007)	
Motorcars	78%
Motorized 2- and 3-wheelers	7%
Minibuses, vans, etc. (seating <20)	5%
Trucks	7%
Buses	1%
Other	2%

— Data not available.
n/a Data not required/not applicable.

Data cleared by the Ministry of Health and Child Welfare.