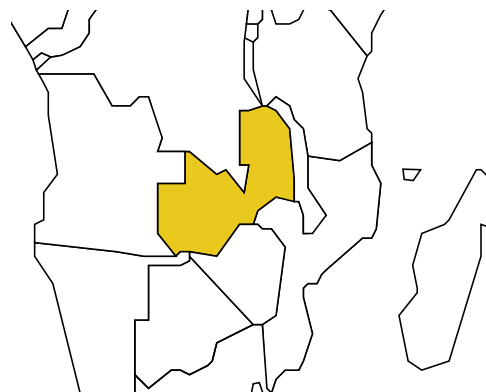


ZAMBIA

Population: 11 921 999

Income group: **Low**

Gross national income per capita: **\$800**



INSTITUTIONAL FRAMEWORK	
Lead agency	Road Transport and Safety Agency
Funded in national budget	Yes
National road safety strategy	Yes
Measurable targets	Yes
Funded	Yes

NATIONAL LEGISLATION	
Speed limits set nationally	Yes
Local authorities can set lower limits	Yes
Maximum limit urban roads	50 km/h
Enforcement ^a	0 1 2 3 4 5 6 7 8 9 10
Drink-driving law	Yes
BAC limit – general population	0.08 g/dl
BAC limit – young or novice drivers	0.08 g/dl
Random breath testing and/or police checkpoints	Yes
Road traffic deaths involving alcohol	50% ^b
Enforcement ^a	0 1 2 3 4 5 6 7 8 9 10
Motorcycle helmet law	Yes
Applies to all riders	Yes
Helmet standards mandated	No
Helmet wearing rate	100% ^c
Enforcement ^a	0 1 2 3 4 5 6 7 8 9 10
Seat-belt law	Yes
Applies to all occupants	Yes
Seat-belt wearing rate	—
Enforcement ^a	0 1 2 3 4 5 6 7 8 9 10
Child restraints law	No
Enforcement ^a	n/a

^a Enforcement score represents consensus based on professional opinion of respondents, on a scale of 0 to 10 where 0 is not effective and 10 is highly effective.

^b 2007, Zambia Police Service and Road Transport and Safety Agency.

^c 2007, Zambia Road Transport and Safety Agency.

VEHICLE STANDARDS	
No car manufacturers	
ROAD SAFETY AUDITS	
Formal audits required for major new road construction projects	Yes
Regular audits of existing road infrastructure	Yes
PROMOTING ALTERNATIVE TRANSPORT	
National policies to promote walking or cycling	—
National policies to promote public transportation	No

POST-CRASH CARE	
Formal, publicly available pre-hospital care system	Yes
National universal access number	Yes

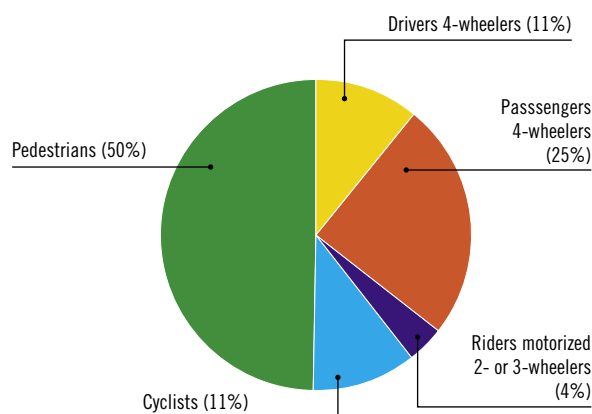
— Data not available.
n/a Data not required/not applicable.

DATA
Reported road traffic fatalities (2007)
1 266 ^d
Reported non-fatal road traffic injuries (2007)
9 258 ^e
Costing study available
No

^d Police data, defined as died within 24 hours of the crash.

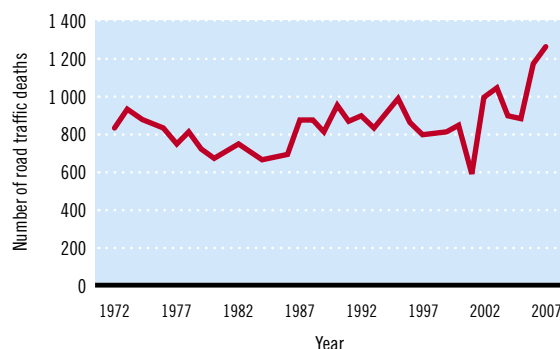
^e Police data.

DEATHS BY ROAD USER CATEGORY



Source: 2007, Zambia Police Service

TRENDS IN ROAD TRAFFIC DEATHS



Source: Zambia Police Service

REGISTERED VEHICLES	
222 188 total (2007)	
Motorcars	59%
Motorized 2- and 3-wheelers	3%
Minibuses, vans, etc. (seating <20)	21%
Trucks	13%
Buses	2%
Other	2%

Data cleared by the Ministry of Health.