

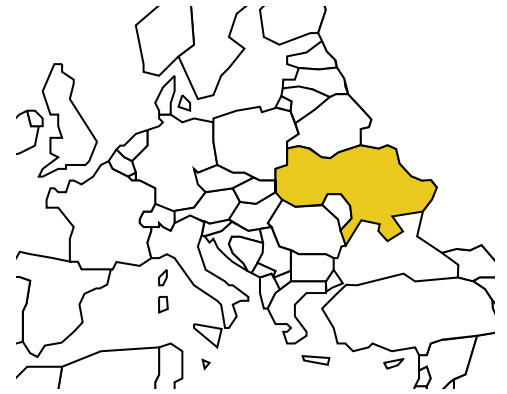
# UKRAINE<sup>a</sup>

<sup>a</sup> Questionnaire completed by National Data Coordinator (no consensus meeting).

Population: **46 205 382**

Income group: **Middle**

Gross national income per capita: **\$2 550**



INSTITUTIONAL FRAMEWORK	
<b>Lead agency</b> Funded in national budget	Ministry of Public Health Yes
<b>National road safety strategy</b> Measurable targets Funded	Multiple n/a n/a

NATIONAL LEGISLATION	
<b>Speed limits set nationally</b> Local authorities can set lower limits Maximum limit urban roads Enforcement <sup>b</sup>	Yes No 60 km/h —
<b>Drink-driving law</b> BAC limit – general population BAC limit – young or novice drivers Random breath testing and/or police checkpoints Road traffic deaths involving alcohol Enforcement <sup>b</sup>	Yes 0.0 g/dl 0.0 g/dl Yes — —
<b>Motorcycle helmet law</b> Applies to all riders Helmet standards mandated Helmet wearing rate Enforcement <sup>b</sup>	No n/a n/a — n/a
<b>Seat-belt law</b> Applies to all occupants Seat-belt wearing rate Enforcement <sup>b</sup>	Yes No — —
<b>Child restraints law</b> Enforcement <sup>b</sup>	No n/a

<sup>b</sup> Enforcement score represents professional opinion of NDC, on a scale of 0 to 10 where 0 is not effective and 10 is highly effective.

VEHICLE STANDARDS	
<b>Car manufacturers required to adhere to standards on</b> Fuel consumption Seat-belt installation for all seats	No No
ROAD SAFETY AUDITS	
Formal audits required for major new road construction projects Regular audits of existing road infrastructure	Yes No
PROMOTING ALTERNATIVE TRANSPORT	
National policies to promote walking or cycling National policies to promote public transportation	No No (subnational)

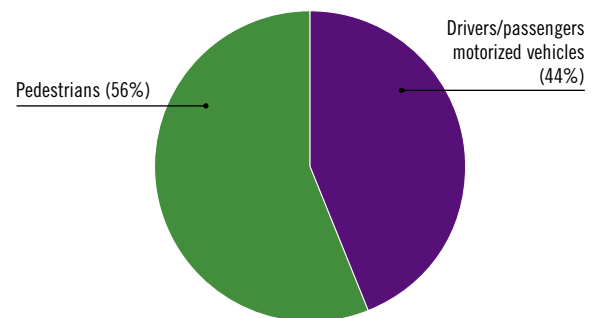
POST-CRASH CARE	
Formal, publicly available pre-hospital care system National universal access number	Yes Yes

— Data not available.  
n/a Data not required/not applicable.

DATA
<b>Reported road traffic fatalities (2007)</b> <b>9 921<sup>c</sup></b> (76% males, 24% females)
<b>Reported non-fatal road traffic injuries (2007)</b> <b>40 887<sup>d</sup></b>
<b>Costing study available</b> <b>No</b>

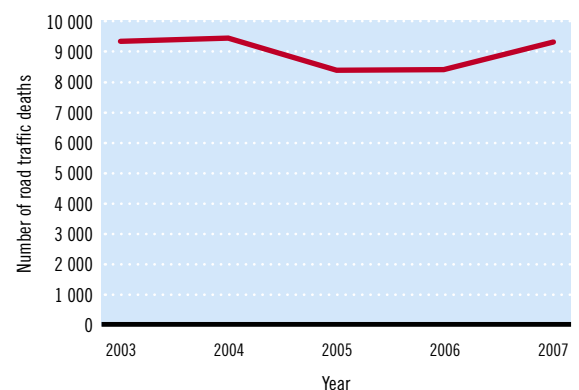
<sup>c</sup> Health data, defined as died within 30 days of the crash.  
<sup>d</sup> Data source not specified.

## DEATHS BY ROAD USER CATEGORY



Source: State Medical Statistics Centre

## TRENDS IN ROAD TRAFFIC DEATHS



Source: State Medical Statistics Centre

REGISTERED VEHICLES
Data not available

Data were not cleared by the government of the Ukraine in time for publication of this report.