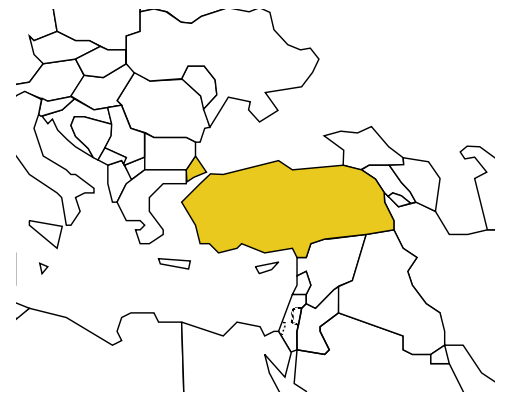


# TURKEY

Population: **74 876 695**

Income group: **Middle**

Gross national income per capita: **\$8 020**



INSTITUTIONAL FRAMEWORK	
<b>Lead agency</b> Funded in national budget	<b>Board of Road Traffic Safety</b> Yes
<b>National road safety strategy</b> Measurable targets Funded	<b>Multiple</b> n/a n/a

NATIONAL LEGISLATION	
<b>Speed limits set nationally</b> Local authorities can set lower limits Maximum limit urban roads Enforcement <sup>a</sup>	<b>Yes</b> Yes <b>50 km/h</b> 0 1 2 3 4 5 6 7 <b>8</b> 9 10
<b>Drink-driving law</b> BAC limit – general population BAC limit – young or novice drivers Random breath testing and/or police checkpoints Road traffic deaths involving alcohol Enforcement <sup>a</sup>	<b>Yes</b> <b>0.05 g/dl</b> <b>0.05 g/dl</b> <b>Yes</b> <b>2%</b> <sup>b</sup> 0 1 2 3 4 5 6 7 <b>8</b> 9 10
<b>Motorcycle helmet law</b> Applies to all riders Helmet standards mandated Helmet wearing rate Enforcement <sup>a</sup>	<b>Yes</b> <b>Yes</b> <b>Yes</b> <b>12% Drivers</b> <sup>b</sup> 0 1 2 3 4 <b>5</b> 6 7 8 9 10
<b>Seat-belt law</b> Applies to all occupants Seat-belt wearing rate Enforcement <sup>a</sup>	<b>Yes</b> <b>Yes</b> <b>70%</b> <sup>c</sup> 0 1 2 3 4 5 6 7 <b>8</b> 9 10
<b>Child restraints law</b> Enforcement <sup>a</sup>	<b>Yes</b> 0 1 2 3 4 5 <b>6</b> 7 8 9 10

<sup>a</sup> Enforcement score represents consensus based on professional opinion of respondents, on a scale of 0 to 10 where 0 is not effective and 10 is highly effective.

<sup>b</sup> 2005–2007, Security Directorate.

<sup>c</sup> 2007, Security Directorate, intercity (rural) roads only. For urban roads, 20%.

VEHICLE STANDARDS	
<b>Car manufacturers required to adhere to standards on</b> Fuel consumption Seat-belt installation for all seats	<b>Yes</b> <b>Yes</b>
ROAD SAFETY AUDITS	
Formal audits required for major new road construction projects Regular audits of existing road infrastructure	<b>Yes</b> <b>Yes</b>
PROMOTING ALTERNATIVE TRANSPORT	
National policies to promote walking or cycling National policies to promote public transportation	<b>No (subnational)</b> <b>Yes</b>

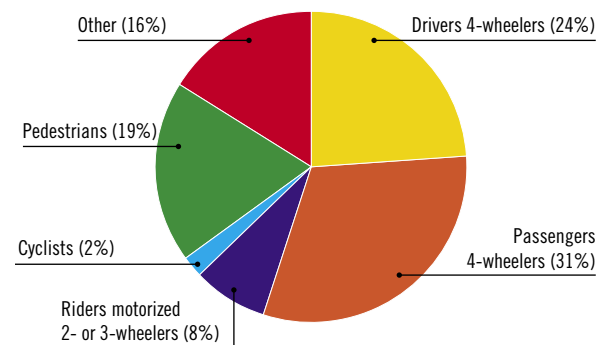
POST-CRASH CARE	
Formal, publicly available pre-hospital care system National universal access number	<b>Yes</b> <b>Yes</b>

n/a Data not required/not applicable.

DATA
<b>Reported road traffic fatalities</b> (2006) <b>4 633</b> <sup>d</sup> (77% males, 23% females)
<b>Reported non-fatal road traffic injuries</b> (2007) <b>169 080</b> <sup>e</sup>
<b>Costing study available</b> <b>Yes</b> (deaths and injuries)

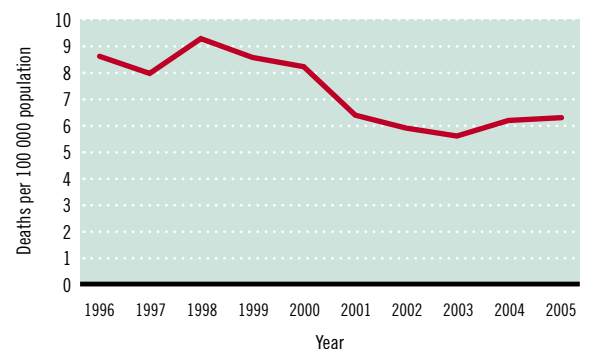
<sup>d</sup> Turkish Statistical Institute data, defined as died at the crash scene.  
<sup>e</sup> Turkish Statistical Institute data.

## DEATHS BY ROAD USER CATEGORY



Source: 2006, Security General Directorate

## TRENDS IN ROAD TRAFFIC DEATHS



Source: Turkish Statistical Institute, "Traffic Accident Statistics (Road) 2007"

REGISTERED VEHICLES	
<b>13 311 000</b> total (2008)	
Motorcars	<b>50%</b>
Motorized 2- and 3-wheelers	<b>15%</b>
Minibuses, vans, etc. (seating <20)	<b>18%</b>
Trucks	<b>6%</b>
Buses	<b>2%</b>
Non-motorized vehicles	<b>1%</b>
Other	<b>9%</b>

Data cleared by the Ministry of Health.