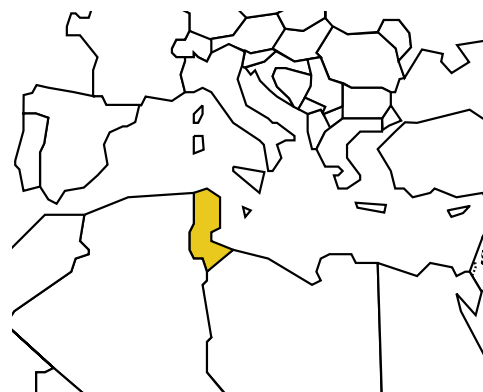


# TUNISIA

Population: **10 327 285**

Income group: **Middle**

Gross national income per capita: **\$3 200**



INSTITUTIONAL FRAMEWORK	
Lead agency	National Observatory for Information, Training, Documentation and Study on Road Safety
Funded in national budget	Yes
National road safety strategy	Yes
Measurable targets	Yes
Funded	Yes

DATA
Reported road traffic fatalities (2007) <b>1 497<sup>c</sup></b> (82% males, 18% females)
Reported non-fatal road traffic injuries (2007) <b>14 559<sup>d</sup></b>
Costing study available <b>Yes</b> (deaths and injuries)

<sup>c</sup> Police data, defined as died within 30 days of the crash.

<sup>d</sup> Lead Agency and Police data.

NATIONAL LEGISLATION	
Speed limits set nationally	Yes
Local authorities can set lower limits	Yes
Maximum limit urban roads	50 km/h
Enforcement <sup>a</sup>	0 1 2 3 4 <b>5</b> 6 7 8 9 10
Drink-driving law	Yes
BAC limit – general population	0.05 g/dl
BAC limit – young or novice drivers	0.05 g/dl
Random breath testing and/or police checkpoints	Yes
Road traffic deaths involving alcohol	1% <sup>b</sup>
Enforcement <sup>a</sup>	0 1 2 <b>3</b> 4 5 6 7 8 9 10
Motorcycle helmet law	Yes
Applies to all riders	Yes
Helmet standards mandated	Yes
Helmet wearing rate	—
Enforcement <sup>a</sup>	0 1 2 3 4 <b>5</b> 6 7 8 9 10
Seat-belt law	Yes
Applies to all occupants	No
Seat-belt wearing rate	—
Enforcement <sup>a</sup>	0 1 <b>2</b> 3 4 5 6 7 8 9 10
Child restraints law	No
Enforcement <sup>a</sup>	n/a

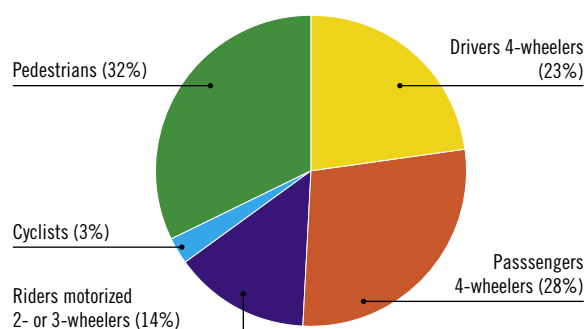
<sup>a</sup> Enforcement score represents consensus based on professional opinion of respondents, on a scale of 0 to 10 where 0 is not effective and 10 is highly effective.

<sup>b</sup> 2007, Ministry of Interior and Local Development.

VEHICLE STANDARDS	
No car manufacturers	
ROAD SAFETY AUDITS	
Formal audits required for major new road construction projects	No
Regular audits of existing road infrastructure	Yes
PROMOTING ALTERNATIVE TRANSPORT	
National policies to promote walking or cycling	No
National policies to promote public transportation	Yes

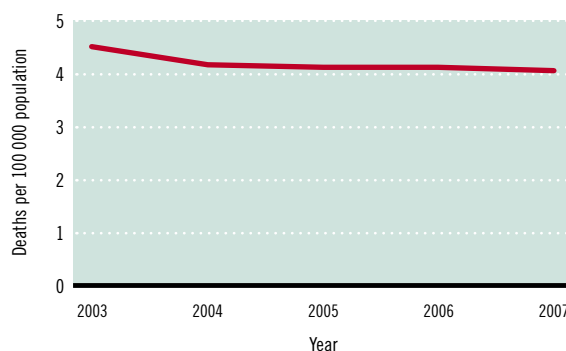
POST-CRASH CARE	
Formal, publicly available pre-hospital care system	Yes
National universal access number	Yes

## DEATHS BY ROAD USER CATEGORY



Source: 2007, Ministry of Interior and Local Development

## TRENDS IN ROAD TRAFFIC DEATHS



Source: "Statistics of Road Accidents", Ministry of Interior and Local Development

REGISTERED VEHICLES	
<b>1 244 918</b> total (2007)	
Motorcars	62%
Motorized 2- and 3-wheelers	1%
Minibuses, vans, etc. (seating <20)	24%
Trucks	4%
Buses	1%
Non-motorized vehicles	8%
Other	1%

— Data not available.  
n/a Data not required/not applicable.

Data cleared by the Ministry of Public Health.