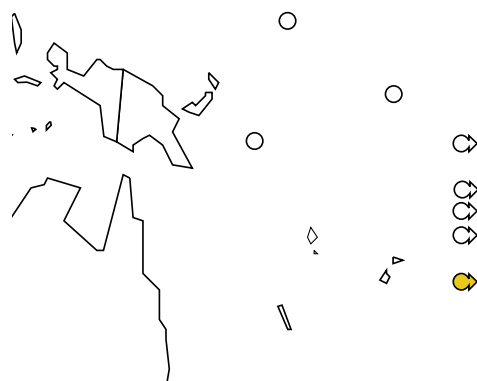


TONGA

Population: **100 336**

Income group: **Middle**

Gross national income per capita: **\$2 320**



INSTITUTIONAL FRAMEWORK	
Lead agency	Traffic Department, Ministry of Police
Funded in national budget	Yes
National road safety strategy	No
Measurable targets	n/a
Funded	n/a

NATIONAL LEGISLATION	
Speed limits set nationally	Yes
Local authorities can set lower limits	No
Maximum limit urban roads	40 km/h
Enforcement ^a	0 1 2 3 4 5 6 7 8 9 10
Drink-driving law	Yes
BAC limit – general population	None ^b
BAC limit – young or novice drivers	None ^b
Random breath testing and/or police checkpoints	Yes
Road traffic deaths involving alcohol	25% ^c
Enforcement ^a	0 1 2 3 4 5 6 7 8 9 10
Motorcycle helmet law	Yes
Applies to all riders	Yes
Helmet standards mandated	No
Helmet wearing rate	—
Enforcement ^a	0 1 2 3 4 5 6 7 8 9 10
Seat-belt law	No
Applies to all occupants	n/a
Seat-belt wearing rate	<1% ^d
Enforcement ^a	n/a
Child restraints law	No
Enforcement ^a	n/a

^a Enforcement score represents consensus based on professional opinion of respondents, on a scale of 0 to 10 where 0 is not effective and 10 is highly effective.

^b Drink-driving not defined by BAC limit.

^c 2007 Police data.

^d 2003, Ministry of Health and World Health Organization observational study.

VEHICLE STANDARDS	
<i>No car manufacturers</i>	
ROAD SAFETY AUDITS	
Formal audits required for major new road construction projects	Yes
Regular audits of existing road infrastructure	Yes
PROMOTING ALTERNATIVE TRANSPORT	
National policies to promote walking or cycling	No
National policies to promote public transportation	No

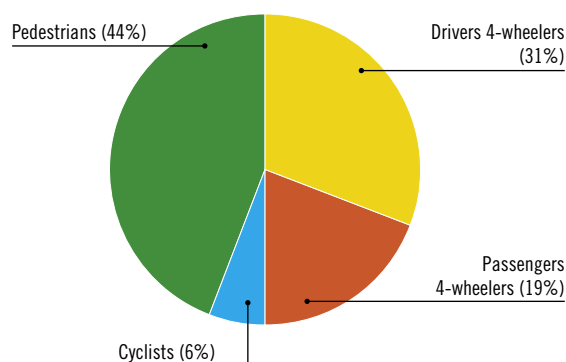
POST-CRASH CARE	
Formal, publicly available pre-hospital care system	No
National universal access number	n/a

— Data not available.
n/a Data not required/not applicable.

DATA
Reported road traffic fatalities (2007)
8^e (75% males, 25% females)
Reported non-fatal road traffic injuries
—
Costing study available
No

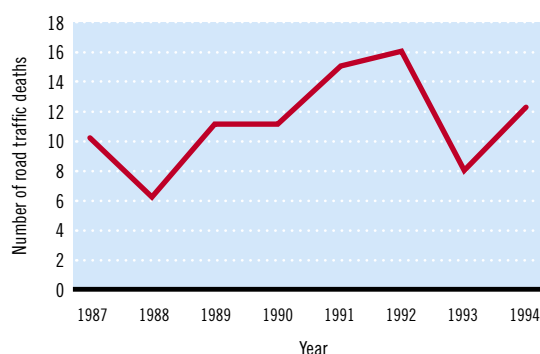
^e Police data, defined as died within 1 year and one day of the crash.

DEATHS BY ROAD USER CATEGORY



Source: 2006–2007, Ministry of Police

TRENDS IN ROAD TRAFFIC DEATHS



Source: Report by Dr G. Anthony Ryan: WHO STC to Tonga, 1995

REGISTERED VEHICLES	
2 226 total (2007)	
Motorcars	36%
Motorized 2- and 3-wheelers	1%
Minibuses, vans, etc. (seating <20)	57%
Trucks	<1%
Buses	<1%
Other	5%

Data cleared by the Ministry of Health.