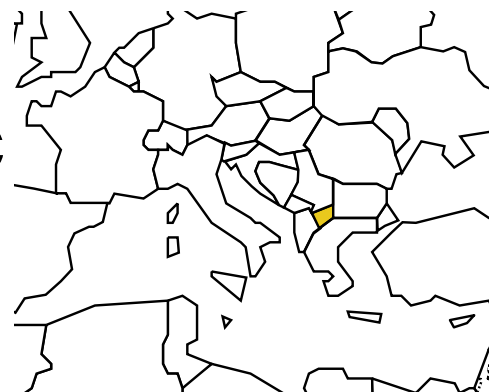


THE FORMER YUGOSLAV REPUBLIC OF MACEDONIA



Population: **2 038 464**

Income group: **Middle**

Gross national income per capita: **\$3 460**

INSTITUTIONAL FRAMEWORK

Lead agency	Republic's Council for Road Traffic Safety
Funded in national budget	Yes
National road safety strategy	No
Measurable targets	n/a
Funded	n/a

NATIONAL LEGISLATION

Speed limits set nationally	Yes
Local authorities can set lower limits	No
Maximum limit urban roads	60 km/h
Enforcement ^a	0 1 2 3 4 5 6 7 8 9 10
Drink-driving law	Yes
BAC limit – general population	0.05 g/dl
BAC limit – young or novice drivers	0.0 g/dl
Random breath testing and/or police checkpoints	Yes
Road traffic deaths involving alcohol	5% ^b
Enforcement ^a	0 1 2 3 4 5 6 7 8 9 10
Motorcycle helmet law	Yes
Applies to all riders	Yes
Helmet standards mandated	No
Helmet wearing rate	2% ^c
Enforcement ^a	0 1 2 3 4 5 6 7 8 9 10
Seat-belt law	Yes
Applies to all occupants	No
Seat-belt wearing rate	16% ^d
Enforcement ^a	0 1 2 3 4 5 6 7 8 9 10
Child restraints law	No
Enforcement ^a	n/a

^a Enforcement score represents consensus based on professional opinion of respondents, on a scale of 0 to 10 where 0 is not effective and 10 is highly effective.

^b 2007, Ministry of Interior- Sector for Analysis, Research and Documentation.

^c 2007, Ministry of Interior- Sector for Information Technology, data relate to motorcycle riders involved in a crash.

^d 2002, PhD thesis by F. Tozija, survey of injured drivers and passengers treated in hospital.

VEHICLE STANDARDS

No car manufacturers

ROAD SAFETY AUDITS

Formal audits required for major new road construction projects	Yes
Regular audits of existing road infrastructure	Yes

PROMOTING ALTERNATIVE TRANSPORT

National policies to promote walking or cycling	No
National policies to promote public transportation	No

POST-CRASH CARE

Formal, publicly available pre-hospital care system	Yes
National universal access number	Yes

DATA

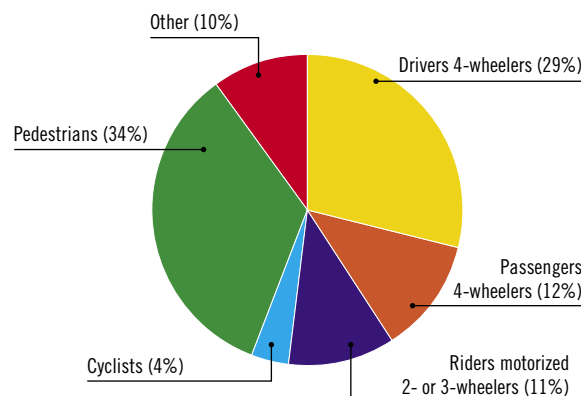
Reported road traffic fatalities (2006)
140^e (83% males, 17% females)

Reported non-fatal road traffic injuries (2007)
6 133^f

Costing study available
Yes (deaths and injuries)

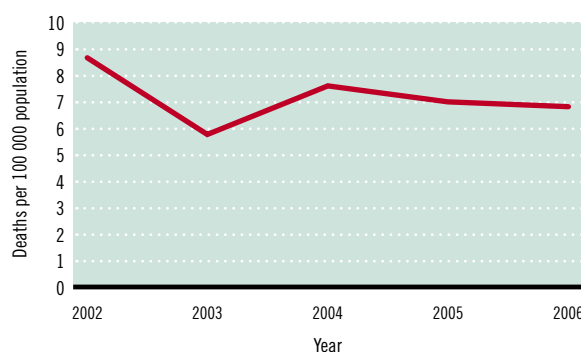
^e State Statistical Office data, defined as died within 30 days of the crash.
^f Police data.

DEATHS BY ROAD USER CATEGORY



Source: 2006, State Statistical Office

TRENDS IN ROAD TRAFFIC DEATHS



Source: State Statistical Office

REGISTERED VEHICLES

259 421 total (2007)	
Motorcars	86%
Motorized 2- and 3-wheelers	2%
Trucks	8%
Buses	1%
Other	3%

n/a Data not required/not applicable.

Data cleared by the Ministry of Health.