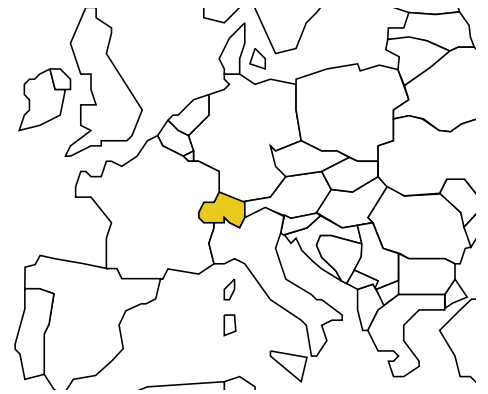


SWITZERLAND

Population: **7 483 973**

Income group: **High**

Gross national income per capita: **\$59 880**



INSTITUTIONAL FRAMEWORK	
Lead agency	Federal Roads Agency
Funded in national budget	Yes
National road safety strategy	Yes ^a
Measurable targets	n/a
Funded	n/a

^a Not formally endorsed by government.

NATIONAL LEGISLATION	
Speed limits set nationally	Yes
Local authorities can set lower limits	Yes
Maximum limit urban roads	50 km/h
Enforcement ^b	0 1 2 3 4 5 7 8 9 10
Drink-driving law	Yes
BAC limit – general population	0.05 g/dl
BAC limit – young or novice drivers	0.05 g/dl
Random breath testing and/or police checkpoints	Yes
Road traffic deaths involving alcohol	16% ^c
Enforcement ^b	0 1 2 3 4 5 6 7 8 9 10
Motorcycle helmet law	Yes
Applies to all riders	Yes ^d
Helmet standards mandated	Yes
Helmet wearing rate	100% ^e
Enforcement ^b	0 1 2 3 4 5 6 7 8 9 10
Seat-belt law	Yes
Applies to all occupants	Yes
Seat-belt wearing rate	86% Front, 61% Rear ^f
Enforcement ^b	0 1 2 3 4 5 6 7 8 9 10
Child restraints law	Yes
Enforcement ^b	0 1 2 3 4 5 6 7 8 9 10

^b Enforcement score represents consensus based on professional opinion of respondents, on a scale of 0 to 10 where 0 is not effective and 10 is highly effective.

^c 2007, Swiss Council for Accident Prevention.

^d Some exceptions.

^e 2006, *Sinus-Report 2007 der bfu*, motorcycle drivers.

^f 2006, Swiss Council for Accident Prevention.

VEHICLE STANDARDS	
No car manufacturers	
ROAD SAFETY AUDITS	
Formal audits required for major new road construction projects	Yes
Regular audits of existing road infrastructure	Yes
PROMOTING ALTERNATIVE TRANSPORT	
National policies to promote walking or cycling	No (subnational)
National policies to promote public transportation	Yes

POST-CRASH CARE	
Formal, publicly available pre-hospital care system	Yes
National universal access number	Yes

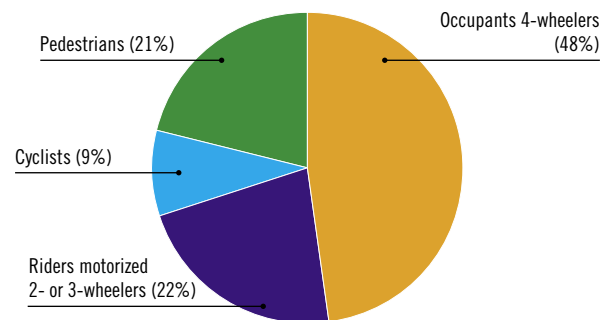
n/a Data not required/not applicable.

DATA	
Reported road traffic fatalities (2006)	370 ^g (76% males, 24% females)
Reported non-fatal road traffic injuries (2006)	26 718 ^h
Costing study available	Yes (deaths and injuries)

^g Police data, defined as died within 30 days of the crash.

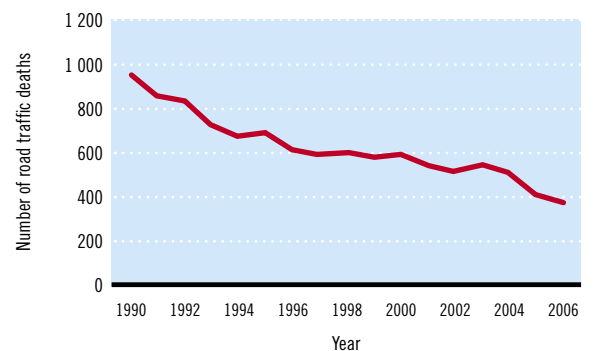
^h Swiss Council for Accident Prevention data.

DEATHS BY ROAD USER CATEGORY



Source: 2006, Swiss Council for Accident Prevention

TRENDS IN ROAD TRAFFIC DEATHS



Source: Unfallgeschehen in der Schweiz, bfu-Statistik 2007

REGISTERED VEHICLES	
5 356 000 total (2007)	
Motorcars	72%
Motorized 2- and 3-wheelers	14%
Trucks	10%
Buses	1%
Other	3%

Data cleared by the Federal Office of Public Health.