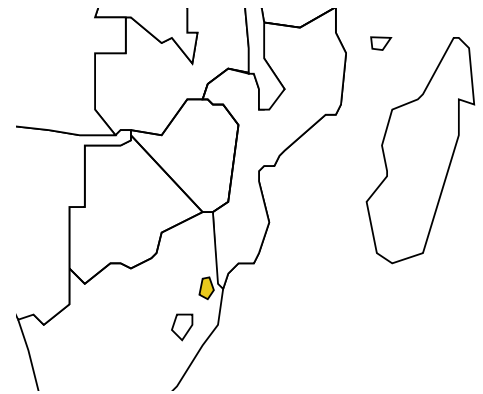


# SWAZILAND

Population: 1 141 427

Income group: Middle

Gross national income per capita: \$2 580



INSTITUTIONAL FRAMEWORK	
<b>Lead agency</b>	Swaziland Road Safety Council
Funded in national budget	Yes
<b>National road safety strategy</b>	Yes
Measurable targets	No
Funded	Yes

DATA
<b>Reported road traffic fatalities (2007)</b> 235 <sup>c</sup> (72% males, 28% females)
<b>Reported non-fatal road traffic injuries (2007)</b> 4 584 <sup>d</sup>
<b>Costing study available</b> Yes (deaths and injuries)

<sup>c</sup> Police data, defined as died within 1 year of the crash.  
<sup>d</sup> Police data.

NATIONAL LEGISLATION	
<b>Speed limits set nationally</b>	Yes
Local authorities can set lower limits	Yes
Maximum limit urban roads	60 km/h
Enforcement <sup>a</sup>	0 1 2 3 4 5 <b>6</b> 7 8 9 10
<b>Drink-driving law</b>	Yes
BAC limit – general population	0.05 g/dl
BAC limit – young or novice drivers	0.05 g/dl
Random breath testing and/or police checkpoints	Yes
Road traffic deaths involving alcohol	3% <sup>b</sup>
Enforcement <sup>a</sup>	0 1 2 3 4 5 <b>6</b> 7 8 9 10
<b>Motorcycle helmet law</b>	Yes
Applies to all riders	Yes
Helmet standards mandated	No
Helmet wearing rate	80% <sup>b</sup>
Enforcement <sup>a</sup>	0 1 2 3 4 <b>5</b> 6 7 8 9 10
<b>Seat-belt law</b>	Yes
Applies to all occupants	Yes
Seat-belt wearing rate	—
Enforcement <sup>a</sup>	0 1 2 3 4 5 <b>6</b> 7 8 9 10
<b>Child restraints law</b>	No
Enforcement <sup>a</sup>	n/a

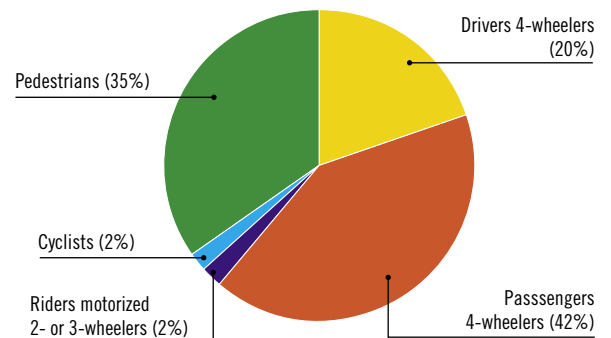
<sup>a</sup> Enforcement score represents consensus based on professional opinion of respondents, on a scale of 0 to 10 where 0 is not effective and 10 is highly effective.

<sup>b</sup> 2007, Royal Swaziland Police.

VEHICLE STANDARDS	
No car manufacturers	
ROAD SAFETY AUDITS	
Formal audits required for major new road construction projects	Yes
Regular audits of existing road infrastructure	Yes
PROMOTING ALTERNATIVE TRANSPORT	
National policies to promote walking or cycling	No
National policies to promote public transportation	No

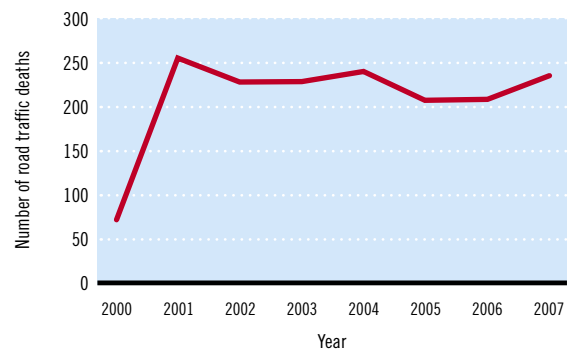
POST-CRASH CARE	
Formal, publicly available pre-hospital care system	Yes
National universal access number	Yes

## DEATHS BY ROAD USER CATEGORY



Source: 2007, Royal Swaziland Police

## TRENDS IN ROAD TRAFFIC DEATHS



Source: 2007, Royal Swaziland Police

REGISTERED VEHICLES	
<b>116 050</b> total (2007)	
Motorcars	45%
Motorized 2- and 3-wheelers	3%
Minibuses, vans, etc. (seating <20)	30%
Trucks	6%
Buses	7%
Non-motorized vehicles	4%
Unspecified	5%

— Data not available.  
n/a Data not required/not applicable.

Data cleared by the Ministry of Health and Social Welfare.