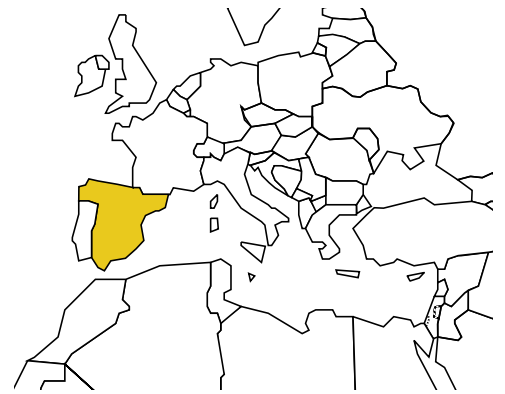


SPAIN

Population: **44 279 180**

Income group: **High**

Gross national income per capita: **\$29 450**



INSTITUTIONAL FRAMEWORK	
Lead agency Funded in national budget	General Directorate of Traffic Yes
National road safety strategy Measurable targets Funded	Yes Yes Yes

NATIONAL LEGISLATION	
Speed limits set nationally Local authorities can set lower limits Maximum limit urban roads Enforcement ^a	Yes Yes 50 km/h 0 1 2 3 4 5 6 7 8 9 10
Drink-driving law BAC limit – general population BAC limit – young or novice drivers Random breath testing and/or police checkpoints Road traffic deaths involving alcohol Enforcement ^a	Yes 0.05 g/dl 0.03 g/dl Yes — 0 1 2 3 4 5 6 7 8 9 10
Motorcycle helmet law Applies to all riders Helmet standards mandated Helmet wearing rate Enforcement ^a	Yes Yes ^b Yes 98% Drivers, 92% Passengers ^c 0 1 2 3 4 5 6 7 8 9 10
Seat-belt law Applies to all occupants Seat-belt wearing rate Enforcement ^a	Yes Yes 89% Front, 69% Rear ^c 0 1 2 3 4 5 6 7 8 9 10
Child restraints law Enforcement ^a	Yes 0 1 2 3 4 5 6 7 8 9 10

^a Enforcement score represents consensus based on professional opinion of respondents, on a scale of 0 to 10 where 0 is not effective and 10 is highly effective.

^b Some exceptions.

^c 2007, General Directorate of Traffic, observational study.

VEHICLE STANDARDS	
Car manufacturers required to adhere to standards on Fuel consumption Seat-belt installation for all seats	Yes Yes
ROAD SAFETY AUDITS	
Formal audits required for major new road construction projects Regular audits of existing road infrastructure	Yes Yes
PROMOTING ALTERNATIVE TRANSPORT	
National policies to promote walking or cycling National policies to promote public transportation	No (subnational) Yes

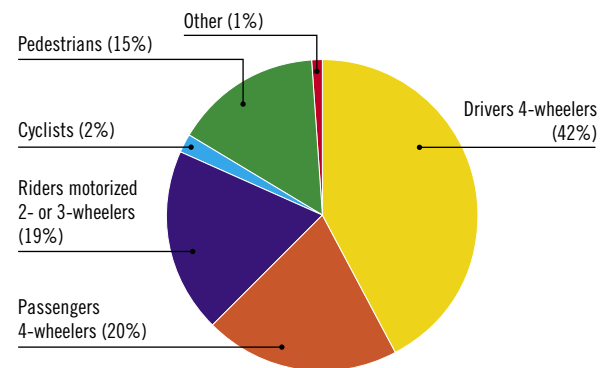
POST-CRASH CARE	
Formal, publicly available pre-hospital care system National universal access number	Yes Yes

DATA
Reported road traffic fatalities (2006) 4 104 ^d (78% males, 22% females)
Reported non-fatal road traffic injuries (2006) 143 450 ^e
Costing study available Yes (deaths and injuries)

^d General Directorate of Traffic estimate, defined as died within 30 days of the crash.

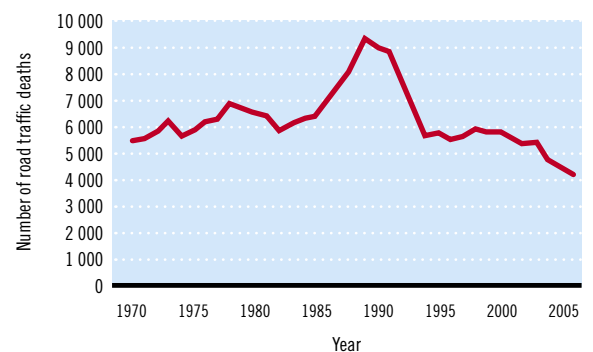
^e General Directorate of Traffic data.

DEATHS BY ROAD USER CATEGORY



Source: 2006, General Directorate of Traffic database

TRENDS IN ROAD TRAFFIC DEATHS



Source: General Directorate of Traffic database

REGISTERED VEHICLES	
31 441 152 total (2006)	
Motorcars	67%
Motorized 2- and 3-wheelers	14%
Minibuses, vans, etc. (seating <20)	7%
Trucks	9%
Buses	<1%
Other	2%

— Data not available.
n/a Data not required/not applicable.

Data cleared by the Ministry of Health and Consumer Affairs.