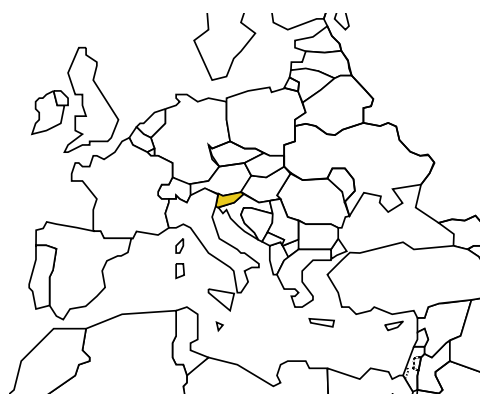


# SLOVENIA

Population: **2 001 506**

Income group: **High**

Gross national income per capita: **\$20 960**



| INSTITUTIONAL FRAMEWORK              |  |
|--------------------------------------|--|
| <b>Lead agency</b>                   | <b>Interministerial Working Group on Road Traffic Safety</b> |
| Funded in national budget            | Yes  |
| <b>National road safety strategy</b> | Yes  |
| Measurable targets                   | Yes  |
| Funded                               | Yes  |

| NATIONAL LEGISLATION                            |                                  |
|---|----------------------------------|
| <b>Speed limits set nationally</b>              | Yes                              |
| Local authorities can set lower limits          | Yes                              |
| Maximum limit urban roads                       | 50 km/h                          |
| Enforcement <sup>a</sup>                        | 0 1 2 3 4 5 <b>6</b> 7 8 9 10    |
| <b>Drink-driving law</b>                        | Yes                              |
| BAC limit – general population                  | 0.05 g/dl                        |
| BAC limit – young or novice drivers             | 0.0 g/dl                         |
| Random breath testing and/or police checkpoints | Yes                              |
| Road traffic deaths involving alcohol           | 38% <sup>b</sup>                 |
| Enforcement <sup>a</sup>                        | 0 1 2 3 4 5 <b>6</b> 7 8 9 10    |
| <b>Motorcycle helmet law</b>                    | Yes                              |
| Applies to all riders                           | Yes                              |
| Helmet standards mandated                       | Yes                              |
| Helmet wearing rate                             | —                                |
| Enforcement <sup>a</sup>                        | 0 1 2 3 4 5 <b>6</b> 7 8 9 10    |
| <b>Seat-belt law</b>                            | Yes                              |
| Applies to all occupants                        | Yes                              |
| Seat-belt wearing rate                          | 85% Front, 50% Rear <sup>c</sup> |
| Enforcement <sup>a</sup>                        | 0 1 2 3 4 5 <b>6</b> 7 8 9 10    |
| <b>Child restraints law</b>                     | Yes                              |
| Enforcement <sup>a</sup>                        | 0 1 2 3 4 5 <b>6</b> 7 8 9 10    |

<sup>a</sup> Enforcement score represents consensus based on professional opinion of respondents, on a scale of 0 to 10 where 0 is not effective and 10 is highly effective.

<sup>b</sup> 2007, Ministry of Interior, Police.

<sup>c</sup> 2007, Ministry of Transport, Slovenian Roads Agency, observational study.

| VEHICLE STANDARDS   |     |
|---|-----|
| <b>Car manufacturers required to adhere to standards on</b>     |     |
| Fuel consumption  | No  |
| Seat-belt installation for all seats                            | Yes |
| ROAD SAFETY AUDITS  |     |
| Formal audits required for major new road construction projects | No  |
| Regular audits of existing road infrastructure                  | No  |
| PROMOTING ALTERNATIVE TRANSPORT                                 |     |
| National policies to promote walking or cycling                 | Yes |
| National policies to promote public transportation              | Yes |

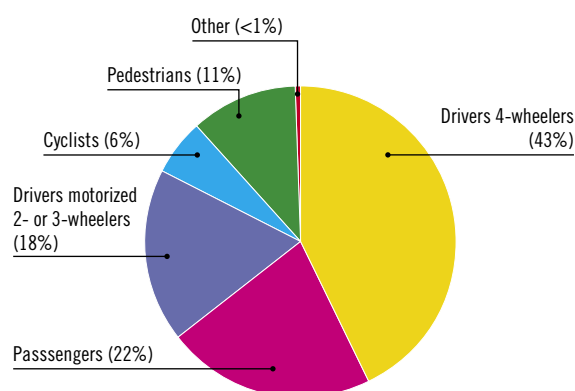
| POST-CRASH CARE                                     |     |
|---|-----|
| Formal, publicly available pre-hospital care system | Yes |
| National universal access number                    | Yes |

| DATA   |
|--|
| <b>Reported road traffic fatalities (2007)</b>         |
| <b>293<sup>d</sup></b> (79% males, 21% females)        |
| <b>Reported non-fatal road traffic injuries (2007)</b> |
| <b>16 449<sup>e</sup></b>                              |
| <b>Costing study available</b>                         |
| <b>No</b>  |

<sup>d</sup> Police data, defined as died within 30 days of the crash.

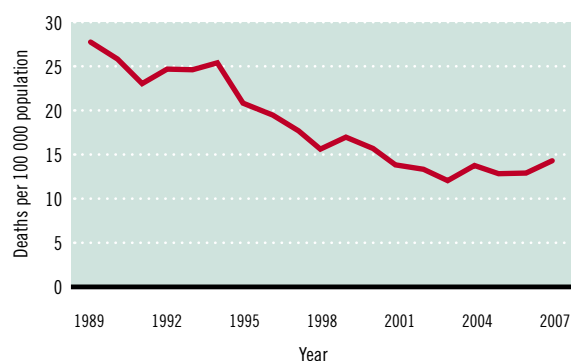
<sup>e</sup> Police data.

## DEATHS BY ROAD USER CATEGORY



Source: 2008, Ministry of Interior, Police

## TRENDS IN ROAD TRAFFIC DEATHS



Source: Statistical Office of the Republic of Slovenia

| REGISTERED VEHICLES           |     |
|-------------------------------|-----|
| <b>1 286 903</b> total (2007) |     |
| Motorcars                     | 79% |
| Motorized 2- and 3-wheelers   | 6%  |
| Trucks                        | 6%  |
| Buses                         | <1% |
| Other                         | 9%  |

— Data not available.

Data cleared by the Ministry of Health.