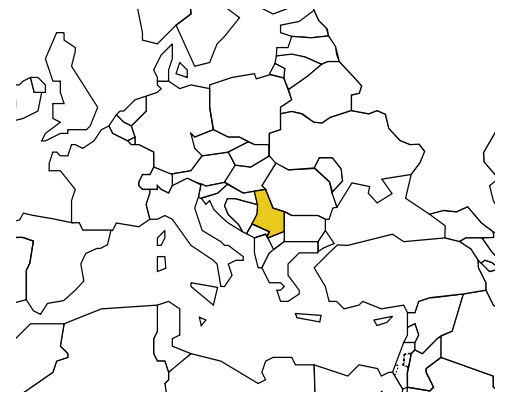


SERBIA

Population: **9 858 424**

Income group: **Middle**

Gross national income per capita: **\$4 730**



INSTITUTIONAL FRAMEWORK	
Lead agency	No
Funded in national budget	n/a
National road safety strategy	Multiple
Measurable targets	n/a
Funded	n/a

NATIONAL LEGISLATION	
Speed limits set nationally	Yes
Local authorities can set lower limits	Yes
Maximum limit urban roads	60 km/h
Enforcement ^a	0 1 2 3 4 5 6 7 8 9 10
Drink-driving law	Yes
BAC limit – general population	0.05 g/dl
BAC limit – young or novice drivers	0.05 g/dl
Random breath testing and/or police checkpoints	Yes
Road traffic deaths involving alcohol	6% ^b
Enforcement ^a	0 1 2 3 4 5 6 7 8 9 10
Motorcycle helmet law	Yes
Applies to all riders	Yes
Helmet standards mandated	No
Helmet wearing rate	—
Enforcement ^a	0 1 2 3 4 5 6 7 8 9 10
Seat-belt law	Yes
Applies to all occupants	Yes
Seat-belt wearing rate	50–60% Front, 4–5% Rear ^c
Enforcement ^a	0 1 2 3 4 5 6 7 8 9 10
Child restraints law	No (subnational)
Enforcement ^a	n/a

^a Enforcement score represents consensus based on professional opinion of respondents, on a scale of 0 to 10 where 0 is not effective and 10 is highly effective.

^b 2007, Statistics of the Serbian Ministry of the Interior.

^c 2006, Pilot research of the Academy for Crime Prevention and Police Affairs, observational study.

VEHICLE STANDARDS	
Car manufacturers required to adhere to standards on	
Fuel consumption	No
Seat-belt installation for all seats	Yes
ROAD SAFETY AUDITS	
Formal audits required for major new road construction projects	Yes
Regular audits of existing road infrastructure	Yes
PROMOTING ALTERNATIVE TRANSPORT	
National policies to promote walking or cycling	No
National policies to promote public transportation	Yes

POST-CRASH CARE	
Formal, publicly available pre-hospital care system	Yes
National universal access number	Yes

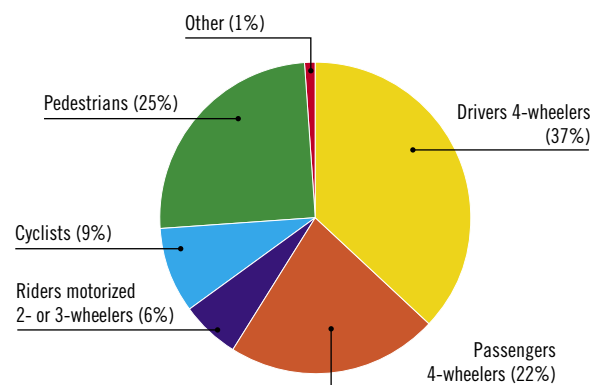
— Data not available.
n/a Data not required/not applicable.

DATA
Reported road traffic fatalities (2007) 962^d (78% males, 22% females)
Reported non-fatal road traffic injuries (2007) 22 201^e
Costing study available No

^d Police data, defined as died within 30 days of the crash.

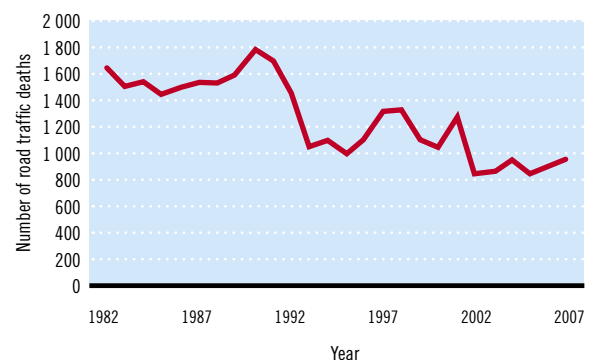
^e Police data.

DEATHS BY ROAD USER CATEGORY



Source: 2007, Statistics of the Serbian Ministry of the Interior

TRENDS IN ROAD TRAFFIC DEATHS



Source: Statistics of the Serbian Ministry of the Interior (data from 1999 to 2007 exclude Kosovo)

REGISTERED VEHICLES	
2 235 389 total (2007)	
Motorcars	68%
Motorized 2- and 3-wheelers	1%
Minibuses, vans, etc. (seating <20)	1%
Trucks	8%
Buses	<1%
Other	22%

Data cleared by the Ministry of Health and the Ministry of Infrastructure.