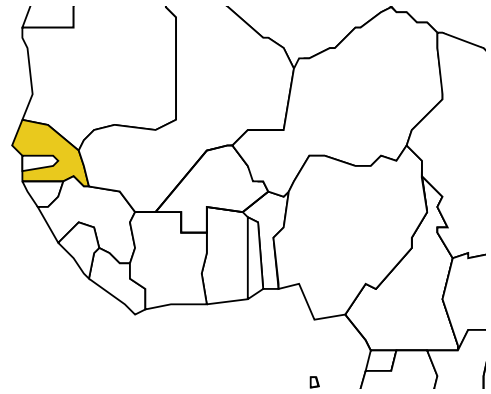


SENEGAL

Population: **12 378 532**

Income group: **Low**

Gross national income per capita: **\$820**



| INSTITUTIONAL FRAMEWORK | |
|--|--------------------------------------|
| Lead agency Funded in national budget | Directorate of Land Transport Yes |
| National road safety strategy Measurable targets Funded | No n/a n/a |

| DATA |
|--|
| Reported road traffic fatalities (2007) 320^b |
| Reported non-fatal road traffic injuries — |
| Costing study available Yes (deaths and injuries) |

^b Directorate of Land Transport data, defined as died within 7 days of the crash.

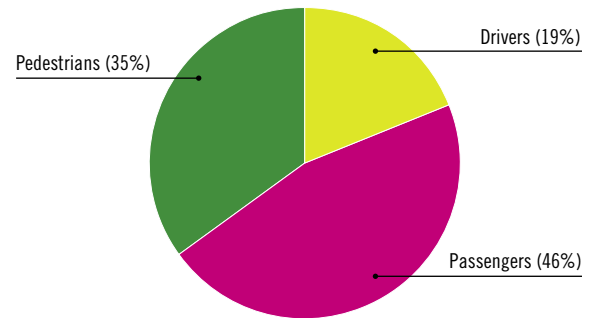
| NATIONAL LEGISLATION | |
|---|--|
| Speed limits set nationally Local authorities can set lower limits Maximum limit urban roads Enforcement ^a | Yes No 50 km/h 0 1 2 3 4 5 6 7 8 9 10 |
| Drink-driving law BAC limit – general population BAC limit – young or novice drivers Random breath testing and/or police checkpoints Road traffic deaths involving alcohol Enforcement ^a | Yes — — Yes — 0 1 2 3 4 5 6 7 8 9 10 |
| Motorcycle helmet law Applies to all riders Helmet standards mandated Helmet wearing rate Enforcement ^a | Yes Yes No — 0 1 2 3 4 5 6 7 8 9 10 |
| Seat-belt law Applies to all occupants Seat-belt wearing rate Enforcement ^a | Yes No — 0 1 2 3 4 5 6 7 8 9 10 |
| Child restraints law Enforcement ^a | No n/a |

^a Enforcement score represents consensus based on professional opinion of respondents, on a scale of 0 to 10 where 0 is not effective and 10 is highly effective.

| VEHICLE STANDARDS | |
|---|----|
| No car manufacturers | |
| ROAD SAFETY AUDITS | |
| Formal audits required for major new road construction projects | No |
| Regular audits of existing road infrastructure | No |
| PROMOTING ALTERNATIVE TRANSPORT | |
| National policies to promote walking or cycling | No |
| National policies to promote public transportation | No |

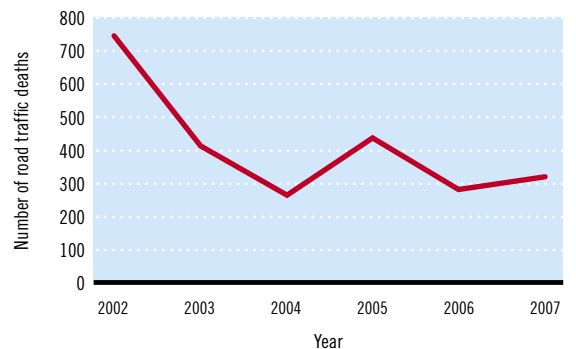
| POST-CRASH CARE | |
|---|-----|
| Formal, publicly available pre-hospital care system | Yes |
| National universal access number | Yes |

DEATHS BY ROAD USER CATEGORY



Source: 2007, Directorate of Land Transport

TRENDS IN ROAD TRAFFIC DEATHS



Source: Country questionnaire

| REGISTERED VEHICLES | |
|-------------------------------------|-----|
| 280 594 total (2008) | |
| Motorcars | 67% |
| Motorized 2- and 3-wheelers | 4% |
| Minibuses, vans, etc. (seating <20) | 12% |
| Trucks | 6% |
| Buses | 5% |
| Other | 6% |

Data cleared by the Ministry of Health and Preventive Medicine.

— Data not available.
n/a Data not required/not applicable.