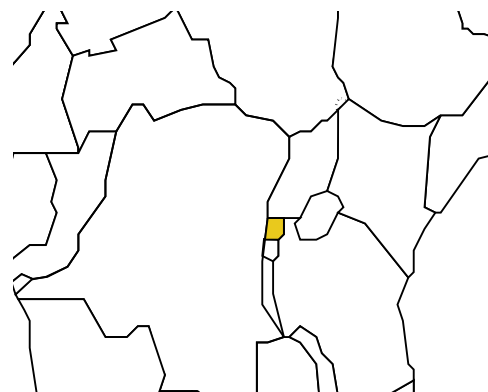


RWANDA

Population: **9 724 577**

Income group: **Low**

Gross national income per capita: **\$320**



INSTITUTIONAL FRAMEWORK	
Lead agency Funded in national budget	National Road Safety Commission Yes
National road safety strategy Measurable targets Funded	Yes Yes Yes

NATIONAL LEGISLATION	
Speed limits set nationally Local authorities can set lower limits Maximum limit urban roads Enforcement ^a	Yes Yes 30–40 km/h 0 1 2 3 4 5 6 7 8 9 10
Drink-driving law BAC limit – general population BAC limit – young or novice drivers Random breath testing and/or police checkpoints Road traffic deaths involving alcohol Enforcement ^a	Yes 0.08 g/dl 0.08 g/dl Yes — 0 1 2 3 4 5 6 7 8 9 10
Motorcycle helmet law Applies to all riders Helmet standards mandated Helmet wearing rate Enforcement ^a	No^b n/a n/a — n/a
Seat-belt law Applies to all occupants Seat-belt wearing rate Enforcement ^a	Yes Yes 80%^c 0 1 2 3 4 5 6 7 8 9 10
Child restraints law Enforcement ^a	No n/a

^a Enforcement score represents consensus based on professional opinion of respondents, on a scale of 0 to 10 where 0 is not effective and 10 is highly effective.

^b No law, but a police directive requires helmet use by all drivers and passengers of motorized 2-wheeled vehicles.

^c Estimation by consensus group.

VEHICLE STANDARDS	
No car manufacturers	
ROAD SAFETY AUDITS	
Formal audits required for major new road construction projects	Yes
Regular audits of existing road infrastructure	Yes
PROMOTING ALTERNATIVE TRANSPORT	
National policies to promote walking or cycling	No
National policies to promote public transportation	No

POST-CRASH CARE	
Formal, publicly available pre-hospital care system	No
National universal access number	n/a

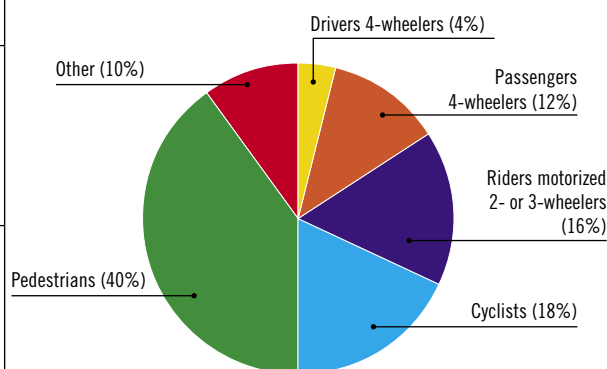
— Data not available.
n/a Data not required/not applicable.

DATA
Reported road traffic fatalities (2007) 308^d
Reported non-fatal road traffic injuries (2007) 2 158^e
Costing study available No

^d Police data, defined as died within 30 days of the crash.

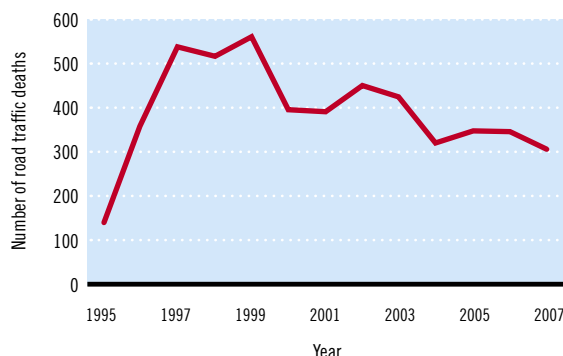
^e Police data.

DEATHS BY ROAD USER CATEGORY



Source: Traffic Police

TRENDS IN ROAD TRAFFIC DEATHS



Source: Service de Sécurité Routière

REGISTERED VEHICLES	
61 000 total (2008)	
Motorcars	35%
Motorized 2- and 3-wheelers	37%
Minibuses, vans, etc. (seating <20)	22%
Trucks	4%
Buses	1%
Other	1%

Data cleared by the Ministry of Infrastructure.