

# PUERTO RICO<sup>a,b</sup>

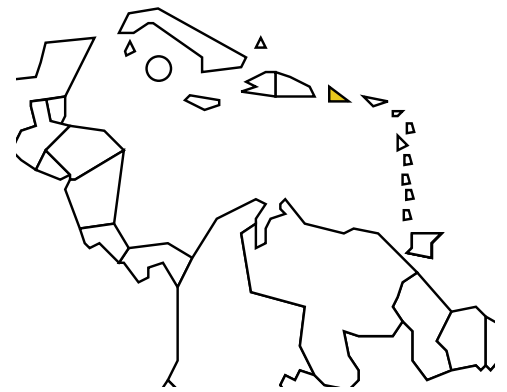
<sup>a</sup> Associate WHO Member State.

<sup>b</sup> Questionnaire completed by National Data Coordinator (no consensus meeting).

Population: **3 991 000**

Income group: **High**

Gross national income per capita: **\$14 720**



INSTITUTIONAL FRAMEWORK	
<b>Lead agency</b>	Department of Transportation and Public Works
Funded in national budget	Yes
<b>National road safety strategy</b>	Multiple
Measurable targets	n/a
Funded	n/a

NATIONAL LEGISLATION	
<b>Speed limits set nationally</b>	Yes
Local authorities can set lower limits	No
Maximum limit urban roads	40 km/h
Enforcement <sup>c</sup>	—
<b>Drink-driving law</b>	Yes
BAC limit – general population	0.08 g/dl
BAC limit – young or novice drivers	0.0 g/dl
Random breath testing and/or police checkpoints	Yes
Road traffic deaths involving alcohol	42% <sup>d</sup>
Enforcement <sup>c</sup>	—
<b>Motorcycle helmet law</b>	Yes
Applies to all riders	Yes
Helmet standards mandated	Yes
Helmet wearing rate	—
Enforcement <sup>c</sup>	—
<b>Seat-belt law</b>	Yes
Applies to all occupants	Yes
Seat-belt wearing rate	93% <sup>e</sup>
Enforcement <sup>c</sup>	—
<b>Child restraints law</b>	Yes
Enforcement <sup>c</sup>	—

<sup>c</sup> Enforcement score represents consensus based on professional opinion of respondents, on a scale of 0 to 10 where 0 is not effective and 10 is highly effective.

<sup>d</sup> 2007, US DOT/NHTSA Fatality Analysis Reporting System (FARS).

<sup>e</sup> 2006, US Department of Transportation/National Highway Traffic Safety Administration.

VEHICLE STANDARDS	
No car manufacturers	
ROAD SAFETY AUDITS	
Formal audits required for major new road construction projects	No
Regular audits of existing road infrastructure	No
PROMOTING ALTERNATIVE TRANSPORT	
National policies to promote walking or cycling	No
National policies to promote public transportation	Yes

POST-CRASH CARE	
Formal, publicly available pre-hospital care system	Yes
National universal access number	Yes

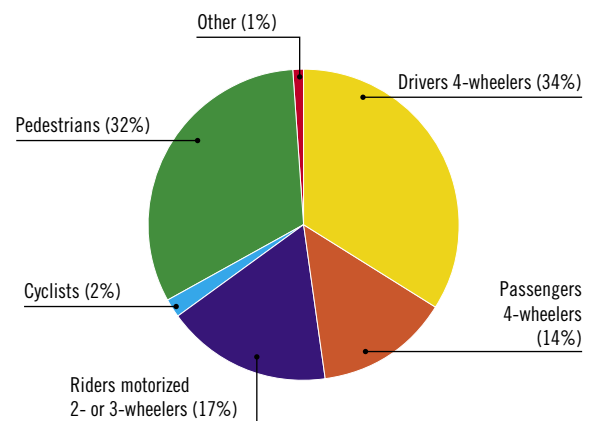
— Data not available.  
n/a Data not required/not applicable.

DATA
<b>Reported road traffic fatalities (2007)</b> <b>452<sup>f</sup></b> (81% males, 19% females)
<b>Reported non-fatal road traffic injuries</b> <b>39 888<sup>g</sup></b> (July 2007–July 2008)
<b>Costing study available</b> <b>Yes</b> (deaths and injuries)

<sup>f</sup> Police data, defined as died within 30 days of the crash.

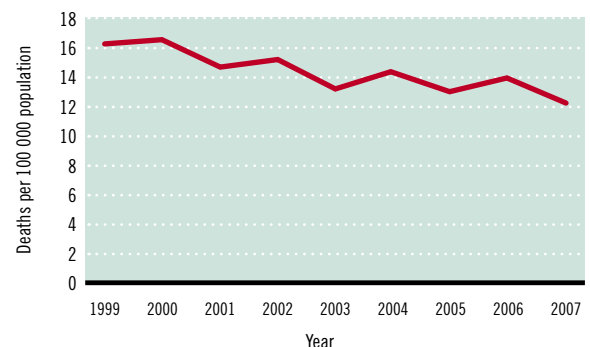
<sup>g</sup> Automobile Accident Compensation Administration data.

## DEATHS BY ROAD USER CATEGORY



Source: 2007 Annual Report, Traffic Department, Puerto Rico Police

## TRENDS IN ROAD TRAFFIC DEATHS



Source: Institute of Forensic Science of Puerto Rico; Age-adjusted death rates per 100 000 population, Puerto Rico 2000 Census population

REGISTERED VEHICLES	
<b>3 165 543</b> total (July 2006 – July 2007)	
Motorcars	90%
Motorized 2- and 3-wheelers	4%
Trucks	2%
Buses	<1%
Other	3%

Data cleared by the Department of Health.