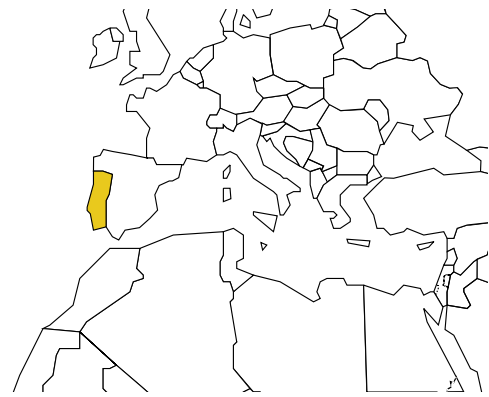


PORTUGAL

Population: **10 623 031**

Income group: **High**

Gross national income per capita: **\$18 950**



INSTITUTIONAL FRAMEWORK	
Lead agency	National Authority for Road Safety
Funded in national budget	Yes
National road safety strategy	Yes
Measurable targets	Yes
Funded	Yes

NATIONAL LEGISLATION	
Speed limits set nationally	Yes
Local authorities can set lower limits	Yes
Maximum limit urban roads	50 km/h
Enforcement ^a	0 1 2 3 4 5 6 7 8 9 10
Drink-driving law	Yes
BAC limit – general population	0.05 g/dl
BAC limit – young or novice drivers	0.05 g/dl
Random breath testing and/or police checkpoints	Yes
Road traffic deaths involving alcohol	31% ^b
Enforcement ^a	0 1 2 3 4 5 6 7 8 9 10
Motorcycle helmet law	Yes
Applies to all riders	Yes
Helmet standards mandated	Yes
Helmet wearing rate	—
Enforcement ^a	0 1 2 3 4 5 6 7 8 9 10
Seat-belt law	Yes
Applies to all occupants	Yes
Seat-belt wearing rate	86% Front, 28% Rear ^c
Enforcement ^a	0 1 2 3 4 5 6 7 8 9 10
Child restraints law	Yes
Enforcement ^a	0 1 2 3 4 5 6 7 8 9 10

^a Enforcement score represents consensus based on professional opinion of respondents, on a scale of 0 to 10 where 0 is not effective and 10 is highly effective.

^b 2007, National Institute of Legal Medicine.

^c 2004, *Prevenção Rodoviária Portuguesa*, urban roads (2005 PRP data estimate 93% and 64% on motorways).

VEHICLE STANDARDS	
Car manufacturers required to adhere to standards on	
Fuel consumption	No
Seat-belt installation for all seats	Yes
ROAD SAFETY AUDITS	
Formal audits required for major new road construction projects	No
Regular audits of existing road infrastructure	No
PROMOTING ALTERNATIVE TRANSPORT	
National policies to promote walking or cycling	No (subnational)
National policies to promote public transportation	Yes

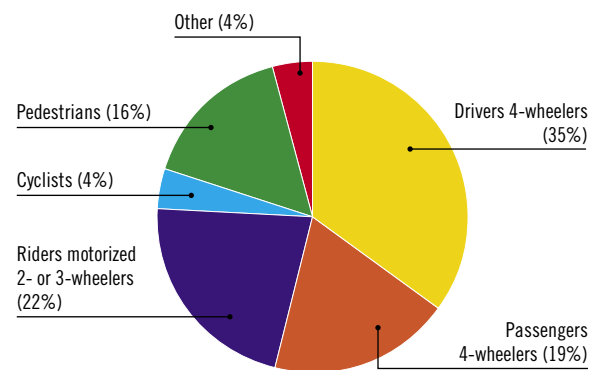
POST-CRASH CARE	
Formal, publicly available pre-hospital care system	Yes
National universal access number	Yes

DATA	
Reported road traffic fatalities (2007)	854^d (81% males, 19% females)
Reported non-fatal road traffic injuries (2007)	46 318^e
Costing study available	No

^d National Authority for Road Safety data, defined as died at the crash scene or on the way to health services.

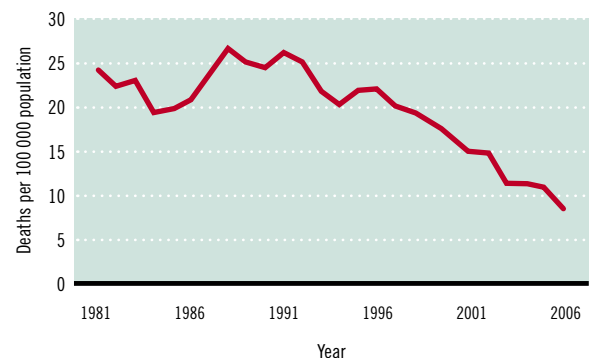
^e National Authority for Road Safety data.

DEATHS BY ROAD USER CATEGORY



Source: 2007, National Authority for Road Safety

TRENDS IN ROAD TRAFFIC DEATHS



Source: The National Statistics Institute (INE)

REGISTERED VEHICLES	
5 948 269 total (2006)	
Motorcars	88%
Motorized 2- and 3-wheelers	9%
Trucks	2%
Buses	<1%

— Data not available.

Data cleared by the Ministry of Health.