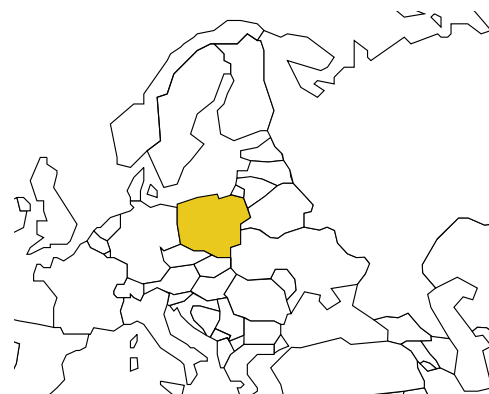


# POLAND

Population: **38 081 971**

Income group: **Middle**

Gross national income per capita: **\$9 840**



INSTITUTIONAL FRAMEWORK	
<b>Lead agency</b>	The National Road Safety Council
Funded in national budget	Yes
<b>National road safety strategy</b>	Yes
Measurable targets	Yes
Funded	Yes

NATIONAL LEGISLATION	
<b>Speed limits set nationally</b>	Yes
Local authorities can set lower limits	Yes
Maximum limit urban roads	50 km/h
Enforcement <sup>a</sup>	0 1 2 3 4 <b>5</b> 6 7 8 9 10
<b>Drink-driving law</b>	Yes
BAC limit – general population	0.02 g/dl
BAC limit – young or novice drivers	0.02 g/dl
Random breath testing and/or police checkpoints	Yes
Road traffic deaths involving alcohol	14% <sup>b</sup>
Enforcement <sup>a</sup>	0 1 2 3 4 5 6 <b>7</b> 8 9 10
<b>Motorcycle helmet law</b>	Yes
Applies to all riders	Yes <sup>c</sup>
Helmet standards mandated	Yes
Helmet wearing rate	—
Enforcement <sup>a</sup>	0 1 2 3 4 5 6 <b>7</b> 8 9 10
<b>Seat-belt law</b>	Yes
Applies to all occupants	Yes
Seat-belt wearing rate	74% Front, 45% Rear <sup>d</sup>
Enforcement <sup>a</sup>	0 1 2 3 4 5 6 <b>7</b> 8 9 10
<b>Child restraints law</b>	Yes
Enforcement <sup>a</sup>	0 1 2 3 4 5 <b>6</b> 7 8 9 10

<sup>a</sup> Enforcement score represents consensus based on professional opinion of respondents, on a scale of 0 to 10 where 0 is not effective and 10 is highly effective.

<sup>b</sup> 2007, Police. BAC is measured in all fatal and injury crashes.

<sup>c</sup> Some exceptions.

<sup>d</sup> 2006, National Road Safety Council observational study.

VEHICLE STANDARDS	
<b>Car manufacturers required to adhere to standards on</b>	
Fuel consumption	No
Seat-belt installation for all seats	Yes
ROAD SAFETY AUDITS	
Formal audits required for major new road construction projects	Yes
Regular audits of existing road infrastructure	Yes
PROMOTING ALTERNATIVE TRANSPORT	
National policies to promote walking or cycling	Yes
National policies to promote public transportation	No (subnational)

POST-CRASH CARE	
Formal, publicly available pre-hospital care system	Yes
National universal access number	Yes

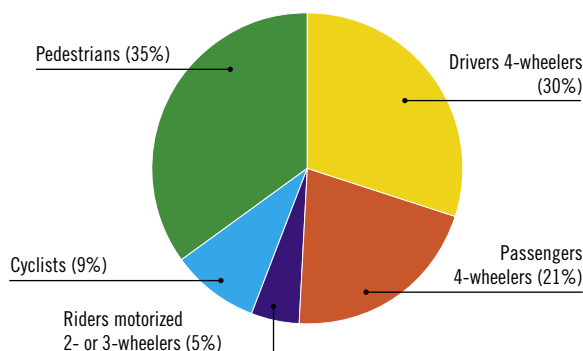
— Data not available.

DATA
<b>Reported road traffic fatalities (2007)</b> 5 583 <sup>e</sup> (76% males, 24% females)
<b>Reported non-fatal road traffic injuries (2007)</b> 63 224 <sup>f</sup>
<b>Costing study available</b> Yes (deaths and injuries)

<sup>e</sup> Police data, defined as died within 30 days of the crash.

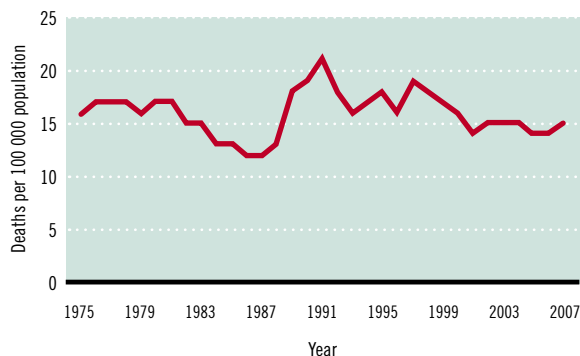
<sup>f</sup> Police data.

## DEATHS BY ROAD USER CATEGORY



Source: 2007, Police, Motor Transport Institute

## TRENDS IN ROAD TRAFFIC DEATHS



Source: Country questionnaire

REGISTERED VEHICLES	
<b>18 035 047</b> total (2006)	
Motorcars	75%
Motorized 2- and 3-wheelers	4%
Trucks	13%
Buses	1%
Other	7%

Data cleared by the Ministry of Infrastructure.