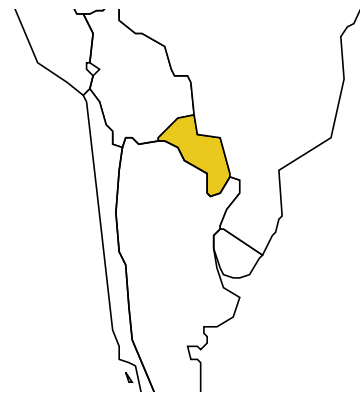


# PARAGUAY

Population: **6 127 077**

Income group: **Middle**

Gross national income per capita: **\$1 670**



INSTITUTIONAL FRAMEWORK	
Lead agency	No
Funded in national budget	n/a
National road safety strategy	No
Measurable targets	n/a
Funded	n/a

NATIONAL LEGISLATION	
Speed limits set nationally	Yes
Local authorities can set lower limits	Yes
Maximum limit urban roads	50 km/h
Enforcement <sup>a</sup>	0 1 2 <b>3</b> 4 5 6 7 8 9 10
Drink-driving law	No (subnational)
BAC limit – general population	n/a
BAC limit – young or novice drivers	n/a
Random breath testing and/or police checkpoints	n/a
Road traffic deaths involving alcohol	—
Enforcement <sup>a</sup>	n/a
Motorcycle helmet law	No (subnational)
Applies to all riders	n/a
Helmet standards mandated	n/a
Helmet wearing rate	—
Enforcement <sup>a</sup>	n/a
Seat-belt law	Yes
Applies to all occupants	Yes
Seat-belt wearing rate	31% Front <sup>b</sup>
Enforcement <sup>a</sup>	0 1 2 3 4 <b>5</b> 6 7 8 9 10
Child restraints law	No
Enforcement <sup>a</sup>	n/a

<sup>a</sup> Enforcement score represents consensus based on professional opinion of respondents, on a scale of 0 to 10 where 0 is not effective and 10 is highly effective.

<sup>b</sup> 2007, Journal of the Paraguayan Touring and Automobile Club. No. 103/2007, Asunción only.

VEHICLE STANDARDS	
No car manufacturers	
ROAD SAFETY AUDITS	
Formal audits required for major new road construction projects	No
Regular audits of existing road infrastructure	No
PROMOTING ALTERNATIVE TRANSPORT	
National policies to promote walking or cycling	No
National policies to promote public transportation	No (subnational)

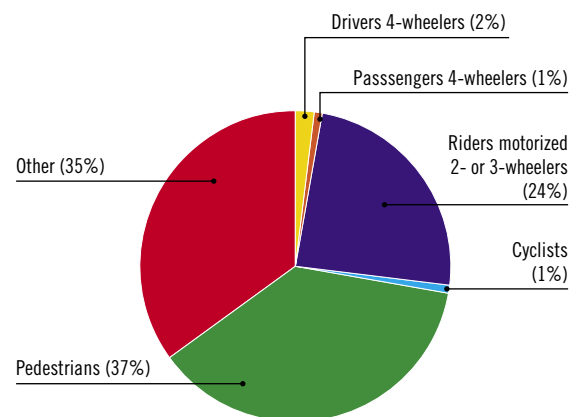
POST-CRASH CARE	
Formal, publicly available pre-hospital care system	Yes
National universal access number	No

DATA
Reported road traffic fatalities (2007) <b>845<sup>c</sup></b> (83% males, 17% females)
Reported non-fatal road traffic injuries (2007) <b>11 806<sup>d</sup></b>
Costing study available <b>No</b>

<sup>c</sup> Police data, time period not specified in definition.

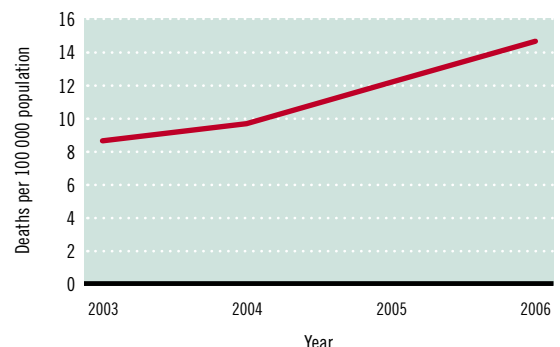
<sup>d</sup> Health data.

## DEATHS BY ROAD USER CATEGORY



Source: 2006, Database of the Vital Statistics Subsystem, Ministry of Public Health and Social Welfare

## TRENDS IN ROAD TRAFFIC DEATHS



Source: Ministry of Public Health and Social Welfare; National Police (Statistics Department)

REGISTERED VEHICLES	
<b>576 167</b> total (2007)	
Motorcars	38%
Motorized 2- and 3-wheelers	19%
Minibuses, vans, etc. (seating <20)	28%
Trucks	8%
Buses	2%
Unspecified	5%

— Data not available.  
n/a Data not required/not applicable.

Data cleared by the Ministry of Public Health and Social Welfare.