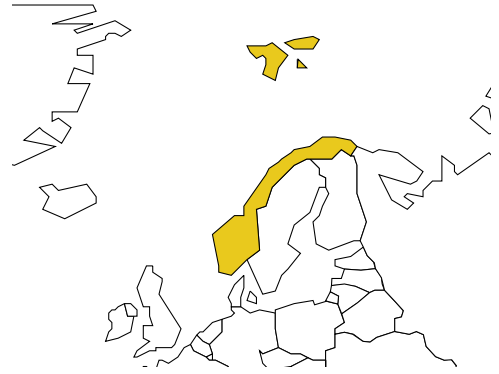


NORWAY

Population: **4 698 097**

Income group: **High**

Gross national income per capita: **\$76 450**



INSTITUTIONAL FRAMEWORK	
Lead agency Funded in national budget	Ministry of Transport and Communications Yes
National road safety strategy Measurable targets Funded	Yes Yes Yes

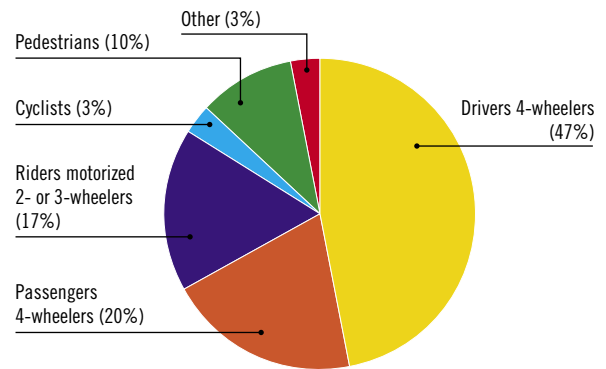
DATA
Reported road traffic fatalities (2007) 233^c (70% males, 30% females)
Reported non-fatal road traffic injuries (2007) 11 755^d
Costing study available Yes (deaths and injuries)

^c Statistics Norway data, defined as died within 30 days of the crash.
^d Statistics Norway data.

NATIONAL LEGISLATION	
Speed limits set nationally Local authorities can set lower limits Maximum limit urban roads Enforcement ^a	Yes Yes 50 km/h 0 1 2 3 4 5 6 7 8 9 10
Drink-driving law BAC limit – general population BAC limit – young or novice drivers Random breath testing and/or police checkpoints Road traffic deaths involving alcohol Enforcement ^a	Yes 0.02 g/dl 0.02 g/dl Yes 20–30%^b 0 1 2 3 4 5 6 7 8 9 10
Motorcycle helmet law Applies to all riders Helmet standards mandated Helmet wearing rate Enforcement ^a	Yes Yes Yes 100% Drivers and passengers^b 0 1 2 3 4 5 6 7 8 9 10
Seat-belt law Applies to all occupants Seat-belt wearing rate Enforcement ^a	Yes Yes 93% Front, 85% Rear^b 0 1 2 3 4 5 6 7 8 9 10
Child restraints law Enforcement ^a	Yes 0 1 2 3 4 5 6 7 8 9 10

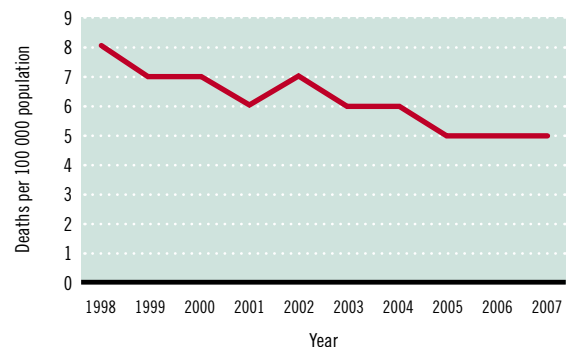
^a Enforcement score represents consensus based on professional opinion of respondents, on a scale of 0 to 10 where 0 is not effective and 10 is highly effective.
^b 2007, Norwegian Public Roads Administration.

DEATHS BY ROAD USER CATEGORY



Source: 2007, Statistics Norway

TRENDS IN ROAD TRAFFIC DEATHS



Source: Statistics Norway

VEHICLE STANDARDS	
Car manufacturers required to adhere to standards on Fuel consumption Seat-belt installation for all seats	No Yes
ROAD SAFETY AUDITS	
Formal audits required for major new road construction projects Regular audits of existing road infrastructure	Yes Yes
PROMOTING ALTERNATIVE TRANSPORT	
National policies to promote walking or cycling National policies to promote public transportation	Yes Yes

POST-CRASH CARE	
Formal, publicly available pre-hospital care system National universal access number	Yes Yes

REGISTERED VEHICLES	
2 599 712 total (2007)	
Motorcars	80%
Minibuses, vans, etc. (seating <20)	16%
Trucks	3%
Buses	1%

Data cleared by the Ministry of Health and Care Services.