


NICARAGUA

Population: **5 603 190**

Income group: **Middle**

Gross national income per capita: **\$980**



INSTITUTIONAL FRAMEWORK	
Lead agency	National Police, Special Traffic Safety Unit
Funded in national budget	Yes
National road safety strategy	Yes
Measurable targets	Yes
Funded	Yes

NATIONAL LEGISLATION	
Speed limits set nationally	Yes
Local authorities can set lower limits	Yes
Maximum limit urban roads	45 km/h
Enforcement ^a	0 1 2 3 4 5 6 7 8 9 10
Drink-driving law	Yes
BAC limit – general population	0.05 g/dl
BAC limit – young or novice drivers	0.05 g/dl
Random breath testing and/or police checkpoints	Yes
Road traffic deaths involving alcohol	12% ^b
Enforcement ^a	0 1 2 3 4 5 6 7 8 9 10
Motorcycle helmet law	Yes
Applies to all riders	—
Helmet standards mandated	No
Helmet wearing rate	—
Enforcement ^a	0 1 2 3 4 5 6 7 8 9 10
Seat-belt law	Yes
Applies to all occupants	No
Seat-belt wearing rate	—
Enforcement ^a	0 1 2 3 4 5 6 7 8 9 10
Child restraints law	Yes
Enforcement ^a	0 1 2 3 4 5 6 7 8 9 10

^a Enforcement score represents consensus based on professional opinion of respondents, on a scale of 0 to 10 where 0 is not effective and 10 is highly effective.

^b National Police, year not specified.

VEHICLE STANDARDS	
No car manufacturers	
ROAD SAFETY AUDITS	
Formal audits required for major new road construction projects	Yes
Regular audits of existing road infrastructure	Yes
PROMOTING ALTERNATIVE TRANSPORT	
National policies to promote walking or cycling	Yes
National policies to promote public transportation	Yes

POST-CRASH CARE	
Formal, publicly available pre-hospital care system	Yes
National universal access number	Yes

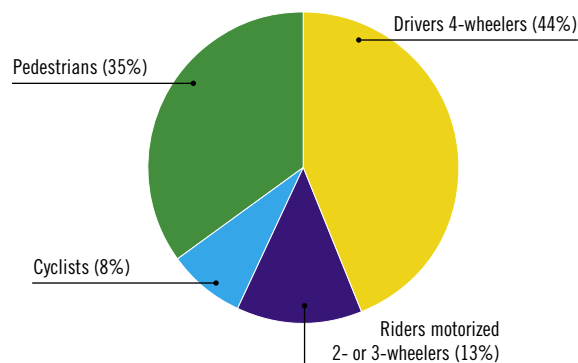
DATA
Reported road traffic fatalities (2007) 522 ^c (78% males, 22% females) ^d
Reported non-fatal road traffic injuries (2007) 4 614 ^e
Costing study available —

^c Police data, definition not specified.

^d 2006 Police data.

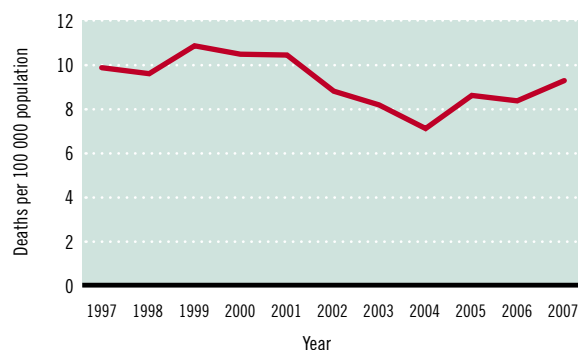
^e Police and Health data.

DEATHS BY ROAD USER CATEGORY



Source: National Police, Statistical Yearbook 2007

TRENDS IN ROAD TRAFFIC DEATHS



Source: National Police

REGISTERED VEHICLES	
382 707 total (2007)	
Motorcars	31%
Motorized 2- and 3-wheelers	16%
Minibuses, vans, etc. (seating <20)	39%
Trucks	8%
Buses	2%
Other	4%

— Data not available.

Data cleared by the Ministry of Health.