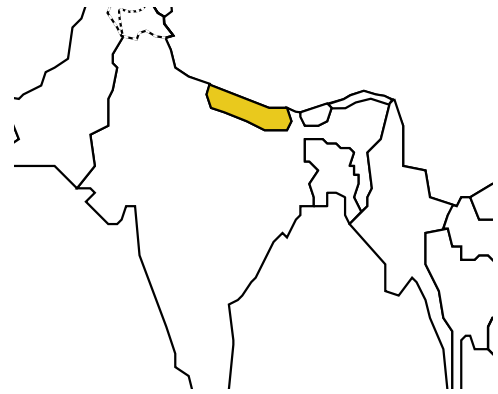


NEPAL

Population: **28 195 994**

Income group: **Low**

Gross national income per capita: **\$340**



INSTITUTIONAL FRAMEWORK	
Lead agency	Ministry of Physical Planning and Works, Department of Road
Funded in national budget	Yes
National road safety strategy	Yes ^a
Measurable targets	n/a
Funded	n/a

^a Not formally endorsed by government.

DATA
Reported road traffic fatalities (2007) 962^e (80% males, 20% females)
Reported non-fatal road traffic injuries (2007) 2 653^f
Costing study available Yes (deaths and injuries)

^e Police data, defined as died within 35 days of the crash.

^f Police data.

NATIONAL LEGISLATION	
Speed limits set nationally	Yes
Local authorities can set lower limits	No
Maximum limit urban roads	40 km/h
Enforcement ^b	0 1 2 3 4 5 6 7 8 9 10
Drink-driving law	Yes
BAC limit – general population	None ^c
BAC limit – young or novice drivers	None ^c
Random breath testing and/or police checkpoints	Yes
Road traffic deaths involving alcohol	— ^d
Enforcement ^b	0 1 2 3 4 5 6 7 8 9 10
Motorcycle helmet law	Yes
Applies to all riders	Yes
Helmet standards mandated	No
Helmet wearing rate	—
Enforcement ^b	0 1 2 3 4 5 6 7 8 9 10
Seat-belt law	Yes
Applies to all occupants	No
Seat-belt wearing rate	—
Enforcement ^b	0 1 2 3 4 5 6 7 8 9 10
Child restraints law	No
Enforcement ^b	n/a

^b Enforcement score represents consensus based on professional opinion of respondents, on a scale of 0 to 10 where 0 is not effective and 10 is highly effective.

^c Drink-driving not defined by BAC limit.

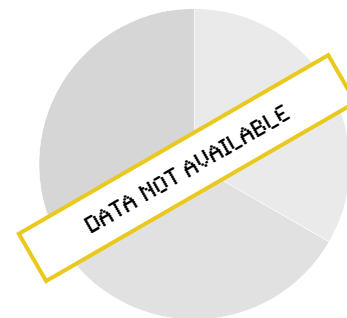
^d No data on deaths, but proportion of annual road traffic crashes caused by alcohol estimated at 11%.

VEHICLE STANDARDS	
No car manufacturers	
ROAD SAFETY AUDITS	
Formal audits required for major new road construction projects	No
Regular audits of existing road infrastructure	No
PROMOTING ALTERNATIVE TRANSPORT	
National policies to promote walking or cycling	No
National policies to promote public transportation	No

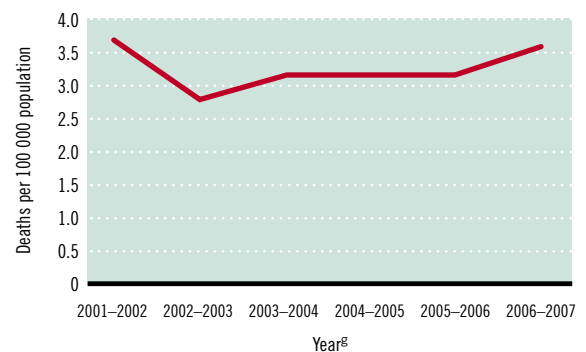
POST-CRASH CARE	
Formal, publicly available pre-hospital care system	No
National universal access number	n/a

— Data not available.
n/a Data not required/not applicable.

DEATHS BY ROAD USER CATEGORY



TRENDS IN ROAD TRAFFIC DEATHS



^g Data collected by financial year
Source: Country questionnaire

REGISTERED VEHICLES	
617 305 total (2007)	
Motorcars, jeeps, vans	14%
Motorized 2- and 3-wheelers	69%
Minibuses, pick-ups, microbuses	2%
Trucks, cranes	5%
Buses	3%
Other	7%

Data cleared by the Ministry of Health and Population.