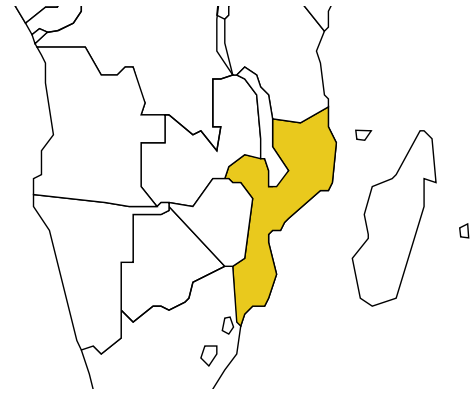


MOZAMBIQUE

Population: **21 396 916**

Income group: **Low**

Gross national income per capita: **\$320**



INSTITUTIONAL FRAMEWORK	
Lead agency Funded in national budget	National Institute of Traffic Yes
National road safety strategy Measurable targets Funded	No n/a n/a

DATA
Reported road traffic fatalities (2007) 1 502^b (74% males, 26% females)
Reported non-fatal road traffic injuries (2007) 7 065^c
Costing study available No

^b Police data, defined as died within 24 hours of the crash.
^c Police data.

NATIONAL LEGISLATION	
Speed limits set nationally Local authorities can set lower limits Maximum limit urban roads Enforcement ^a	Yes Yes 60 km/h 0 1 2 3 4 5 6 7 8 9 10
Drink-driving law BAC limit – general population BAC limit – young or novice drivers Random breath testing and/or police checkpoints Road traffic deaths involving alcohol Enforcement ^a	Yes 0.06 g/dl 0.06 g/dl Yes — 0 1 2 3 4 5 6 7 8 9 10
Motorcycle helmet law Applies to all riders Helmet standards mandated Helmet wearing rate Enforcement ^a	Yes Yes No — 0 1 2 3 4 5 6 7 8 9 10
Seat-belt law Applies to all occupants Seat-belt wearing rate Enforcement ^a	Yes No — —
Child restraints law Enforcement ^a	No n/a

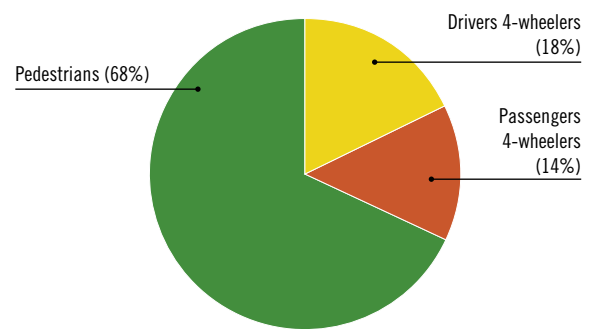
^a Enforcement score represents consensus based on professional opinion of respondents, on a scale of 0 to 10 where 0 is not effective and 10 is highly effective.

VEHICLE STANDARDS	
No car manufacturers	
ROAD SAFETY AUDITS	
Formal audits required for major new road construction projects	Yes
Regular audits of existing road infrastructure	No
PROMOTING ALTERNATIVE TRANSPORT	
National policies to promote walking or cycling	No
National policies to promote public transportation	No

POST-CRASH CARE	
Formal, publicly available pre-hospital care system	No
National universal access number	n/a

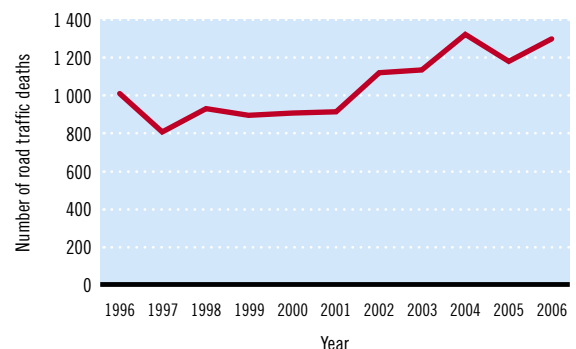
— Data not available.
n/a Data not required/not applicable.

DEATHS BY ROAD USER CATEGORY



Source: 2007, Ministry of Interior

TRENDS IN ROAD TRAFFIC DEATHS



Source: Ministry of Interior

REGISTERED VEHICLES	
258 680 total (2007)	
Motorcars	60%
Motorized 2- and 3-wheelers	15%
Trucks	22%
Other	3%

Data cleared by the Ministry of Health.