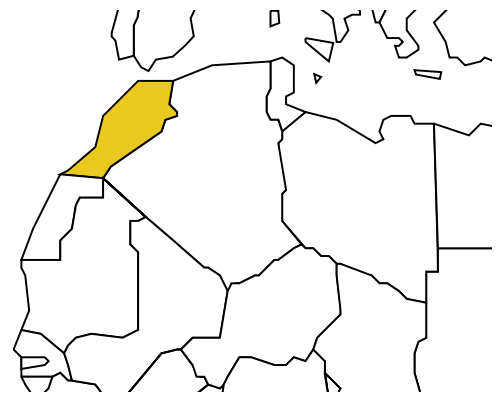


MOROCCO

Population: **31 224 137**

Income group: **Middle**

Gross national income per capita: **\$2 250**



INSTITUTIONAL FRAMEWORK	
Lead agency	Interministerial Committee of Road Safety
Funded in national budget	No
National road safety strategy	Yes
Measurable targets	Yes
Funded	Yes

NATIONAL LEGISLATION	
Speed limits set nationally	Yes
Local authorities can set lower limits	Yes
Maximum limit urban roads	60 km/h
Enforcement ^a	0 1 2 3 4 5 6 7 8 9 10
Drink-driving law	No ^b
BAC limit – general population	n/a
BAC limit – young or novice drivers	n/a
Random breath testing and/or police checkpoints	n/a
Road traffic deaths involving alcohol	3% ^c
Enforcement ^a	n/a
Motorcycle helmet law	Yes
Applies to all riders	No
Helmet standards mandated	Yes
Helmet wearing rate	67% Drivers ^d
Enforcement ^a	0 1 2 3 4 5 6 7 8 9 10
Seat-belt law	Yes
Applies to all occupants	Yes
Seat-belt wearing rate	75% Front, 19% Rear ^d
Enforcement ^a	0 1 2 3 4 5 6 7 8 9 10
Child restraints law	No
Enforcement ^a	n/a

^a Enforcement score represents consensus based on professional opinion of respondents, on a scale of 0 to 10 where 0 is not effective and 10 is highly effective.

^b Alcohol consumption is prohibited.

^c 2007, National Road Administration, Ministry of Equipment and Transport.

^d 2007, National Committee of Prevention from Traffic Accidents, urban areas only.

VEHICLE STANDARDS	
Car manufacturers required to adhere to standards on	
Fuel consumption	No
Seat-belt installation for all seats	Yes
ROAD SAFETY AUDITS	
Formal audits required for major new road construction projects	No
Regular audits of existing road infrastructure	Yes
PROMOTING ALTERNATIVE TRANSPORT	
National policies to promote walking or cycling	No
National policies to promote public transportation	Yes

POST-CRASH CARE	
Formal, publicly available pre-hospital care system	Yes
National universal access number	Yes

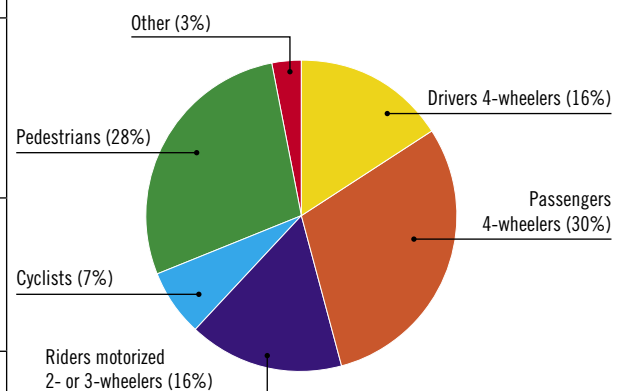
n/a Data not required/not applicable.

DATA
Reported road traffic fatalities (2007)
3 838^e (81% males, 18% females)
Reported non-fatal road traffic injuries (2007)
89 264^f
Costing study available
No

^e Transport data, defined as died within 30 days of the crash.

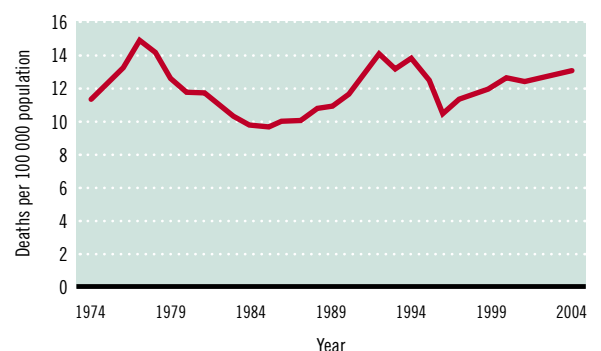
^f Transport data.

DEATHS BY ROAD USER CATEGORY



Source: 2007, National Road Administration

TRENDS IN ROAD TRAFFIC DEATHS



Source: National Road Administration, and National Statistic Administration

REGISTERED VEHICLES	
2 284 060 total (2007)	
Motorcars	72%
Motorized 2- and 3-wheelers	1%
Trucks	23%
Buses	1%
Other	3%

Data cleared by the Ministry of Health.