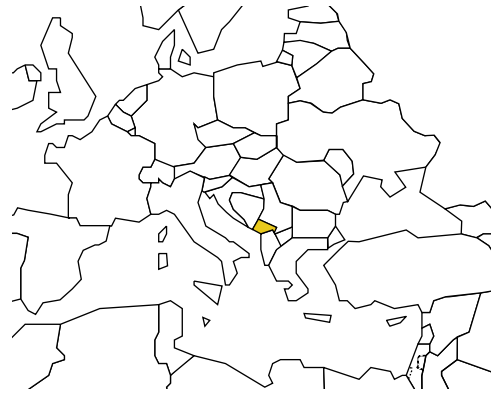


MONTENEGRO

Population: **597 983**

Income group: **Middle**

Gross national income per capita: **\$5 180**



INSTITUTIONAL FRAMEWORK	
Lead agency	No
Funded in national budget	n/a
National road safety strategy	No
Measurable targets	n/a
Funded	n/a

DATA
Reported road traffic fatalities (2007) 122^b (82% males, 18% females)
Reported non-fatal road traffic injuries (2007) 2 796^c
Costing study available No

^b Police data, defined as died within 30 days of the crash.

^c Police data.

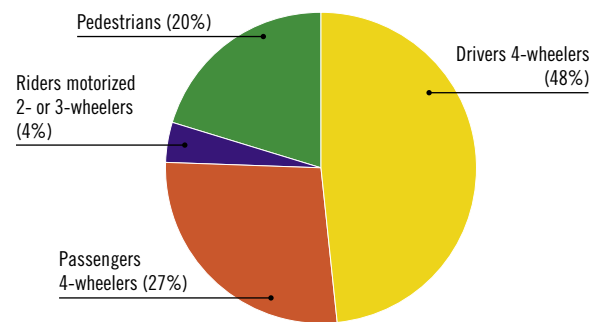
NATIONAL LEGISLATION	
Speed limits set nationally	Yes
Local authorities can set lower limits	Yes
Maximum limit urban roads	50 km/h
Enforcement ^a	0 1 2 3 4 5 6 7 8 9 10
Drink-driving law	Yes
BAC limit – general population	0.05 g/dl
BAC limit – young or novice drivers	0.05 g/dl
Random breath testing and/or police checkpoints	Yes
Road traffic deaths involving alcohol	—
Enforcement ^a	0 1 2 3 4 5 6 7 8 9 10
Motorcycle helmet law	Yes
Applies to all riders	Yes
Helmet standards mandated	No
Helmet wearing rate	—
Enforcement ^a	0 1 2 3 4 5 6 7 8 9 10
Seat-belt law	Yes
Applies to all occupants	Yes
Seat-belt wearing rate	—
Enforcement ^a	0 1 2 3 4 5 6 7 8 9 10
Child restraints law	No
Enforcement ^a	n/a

^a Enforcement score represents consensus based on professional opinion of respondents, on a scale of 0 to 10 where 0 is not effective and 10 is highly effective.

VEHICLE STANDARDS	
No car manufacturers	
ROAD SAFETY AUDITS	
Formal audits required for major new road construction projects	Yes
Regular audits of existing road infrastructure	Yes
PROMOTING ALTERNATIVE TRANSPORT	
National policies to promote walking or cycling	No
National policies to promote public transportation	No

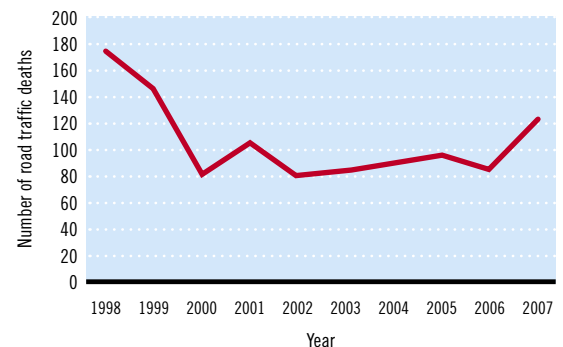
POST-CRASH CARE	
Formal, publicly available pre-hospital care system	Yes
National universal access number	Yes

DEATHS BY ROAD USER CATEGORY



Source: 2007, Police Directorate, Department for Road Safety Surveillance and Control

TRENDS IN ROAD TRAFFIC DEATHS



Source: Police Directorate, Department for Road Safety Surveillance and Control

REGISTERED VEHICLES	
199 014 total (2007)	
Motorcars	90%
Motorized 2- and 3-wheelers	2%
Minibuses, vans, etc. (seating <20)	<1%
Trucks	6%
Buses	<1%
Other	2%

— Data not available.
n/a Data not required/not applicable.

Data cleared by the Ministry of Health, Labour and Social Welfare.