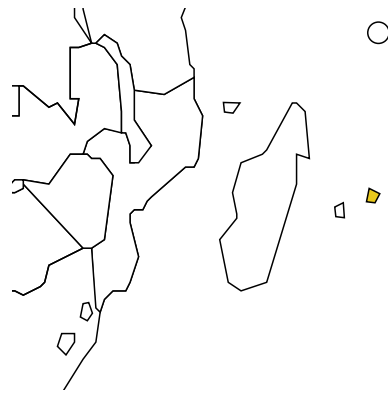


# MAURITIUS

Population: **1 261 641**

Income group: **Middle**

Gross national income per capita: **\$5 450**



INSTITUTIONAL FRAMEWORK	
<b>Lead agency</b>	<b>Traffic Management and Road Safety Unit</b>
Funded in national budget	<b>Yes</b>
<b>National road safety strategy</b>	<b>Yes<sup>a</sup></b>
Measurable targets	<b>n/a</b>
Funded	<b>n/a</b>

<sup>a</sup> Not formally endorsed by government.

DATA
<b>Reported road traffic fatalities (2007)</b> <b>140<sup>e</sup></b> (86% males, 14% females)
<b>Reported non-fatal road traffic injuries (2007)</b> <b>2 915<sup>f</sup></b>
<b>Costing study available</b> <b>Yes</b> (deaths and injuries)

<sup>e</sup> Central Statistics Office data, defined as died within 30 days of the crash.  
<sup>f</sup> Central Statistics Office data.

NATIONAL LEGISLATION	
<b>Speed limits set nationally</b>	<b>Yes</b>
Local authorities can set lower limits	<b>No</b>
Maximum limit urban roads	<b>40–80 km/h</b>
Enforcement <sup>b</sup>	0 1 2 3 <b>4</b> 5 6 7 8 9 10
<b>Drink-driving law</b>	<b>Yes</b>
BAC limit – general population	<b>0.05 g/dl</b>
BAC limit – young or novice drivers	<b>0.05 g/dl</b>
Random breath testing and/or police checkpoints	<b>Yes</b>
Road traffic deaths involving alcohol	<b>24%<sup>c</sup></b>
Enforcement <sup>b</sup>	0 1 2 3 4 <b>5</b> 6 7 8 9 10
<b>Motorcycle helmet law</b>	<b>Yes</b>
Applies to all riders	<b>Yes</b>
Helmet standards mandated	<b>Yes</b>
Helmet wearing rate	—
Enforcement <sup>b</sup>	0 1 2 3 4 5 6 7 8 <b>9</b> 10
<b>Seat-belt law</b>	<b>Yes</b>
Applies to all occupants	<b>Yes</b>
Seat-belt wearing rate	<b>94% Front, 10% Rear<sup>d</sup></b>
Enforcement <sup>b</sup>	0 1 2 3 4 5 6 7 <b>8</b> 9 10
<b>Child restraints law</b>	<b>No</b>
Enforcement <sup>b</sup>	<b>n/a</b>

<sup>b</sup> Enforcement score represents consensus based on professional opinion of respondents, on a scale of 0 to 10 where 0 is not effective and 10 is highly effective.

<sup>c</sup> 2007, Forensic Science Laboratory.

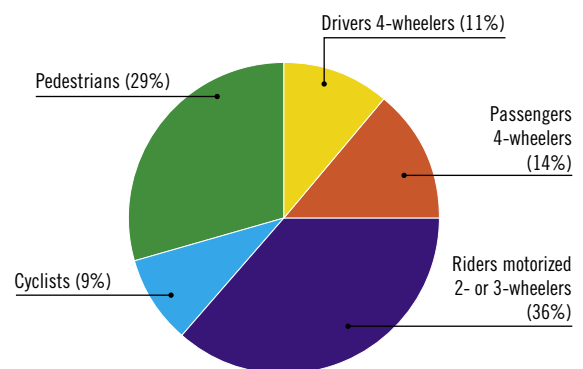
<sup>d</sup> 2004, Survey conducted by the Traffic Management and Road Safety Unit.

VEHICLE STANDARDS	
<i>No car manufacturers</i>	
ROAD SAFETY AUDITS	
Formal audits required for major new road construction projects	<b>Yes</b>
Regular audits of existing road infrastructure	<b>Yes</b>
PROMOTING ALTERNATIVE TRANSPORT	
National policies to promote walking or cycling	<b>No</b>
National policies to promote public transportation	<b>Yes</b>

POST-CRASH CARE	
Formal, publicly available pre-hospital care system	<b>Yes</b>
National universal access number	<b>Yes</b>

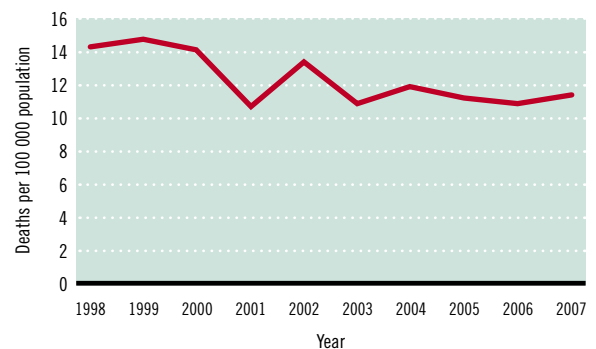
— Data not available.  
n/a Data not required/not applicable.

## DEATHS BY ROAD USER CATEGORY



Source: 2007, Traffic Management and Road Safety Unit and the Police Road Safety Unit

## TRENDS IN ROAD TRAFFIC DEATHS



Source: "Road Transport and Road Traffic Accident Statistics, 2007"

REGISTERED VEHICLES	
<b>334 125 total (2007)</b>	
Motorcars	<b>43%</b>
Motorized 2- and 3-wheelers	<b>43%</b>
Minibuses, vans, etc. (seating <20)	<b>7%</b>
Trucks	<b>5%</b>
Buses	<b>1%</b>
Non-motorized vehicles	<b>&lt;1%</b>
Other	<b>&lt;1%</b>

Data cleared by the Ministry of Health and Quality of Life.