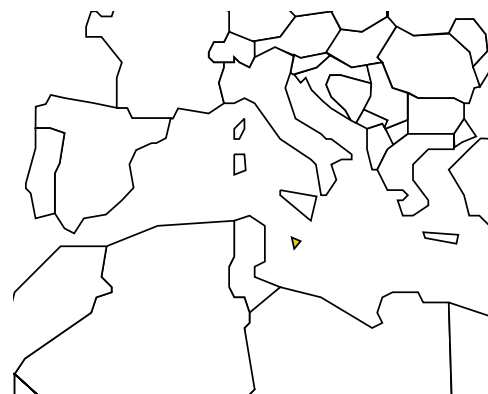


MALTA

Population: **406 582**

Income group: **High**

Gross national income per capita: **\$14 575**



INSTITUTIONAL FRAMEWORK	
Lead agency	Malta Transport Authority
Funded in national budget	Yes
National road safety strategy	Multiple
Measurable targets	n/a
Funded	n/a

NATIONAL LEGISLATION	
Speed limits set nationally	Yes
Local authorities can set lower limits	No
Maximum limit urban roads	50 km/h
Enforcement ^a	0 1 2 3 4 5 6 7 8 9 10
Drink-driving law	Yes
BAC limit – general population	0.08 g/dl
BAC limit – young or novice drivers	0.08 g/dl
Random breath testing and/or police checkpoints	No
Road traffic deaths involving alcohol	—
Enforcement ^a	0 1 2 3 4 5 6 7 8 9 10
Motorcycle helmet law	Yes
Applies to all riders	Yes
Helmet standards mandated	No
Helmet wearing rate	—
Enforcement ^a	0 1 2 3 4 5 6 7 8 9 10
Seat-belt law	Yes
Applies to all occupants	Yes
Seat-belt wearing rate	96% Front, 21% Rear ^b
Enforcement ^a	0 1 2 3 4 5 6 7 8 9 10
Child restraints law	Yes
Enforcement ^a	0 1 2 3 4 5 6 7 8 9 10

^a Enforcement score represents consensus based on professional opinion of respondents, on a scale of 0 to 10 where 0 is not effective and 10 is highly effective.

^b 2006, Malta Transport Authority survey.

VEHICLE STANDARDS	
Car manufacturers required to adhere to standards on	
Fuel consumption	No
Seat-belt installation for all seats	No
ROAD SAFETY AUDITS	
Formal audits required for major new road construction projects	No
Regular audits of existing road infrastructure	No
PROMOTING ALTERNATIVE TRANSPORT	
National policies to promote walking or cycling	No
National policies to promote public transportation	Yes

POST-CRASH CARE	
Formal, publicly available pre-hospital care system	Yes
National universal access number	Yes

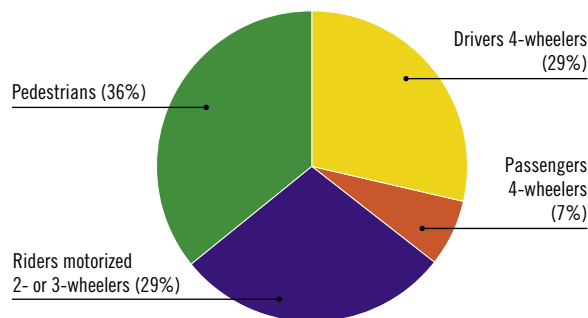
— Data not available.
n/a Data not required/not applicable.

DATA
Reported road traffic fatalities (2007) 14^c (79% males, 21% females)
Reported non-fatal road traffic injuries (2007) 1 195^d
Costing study available No

^c Police data (defined as died within 30 days of the crash) and Health data (using ICD-10 codes).

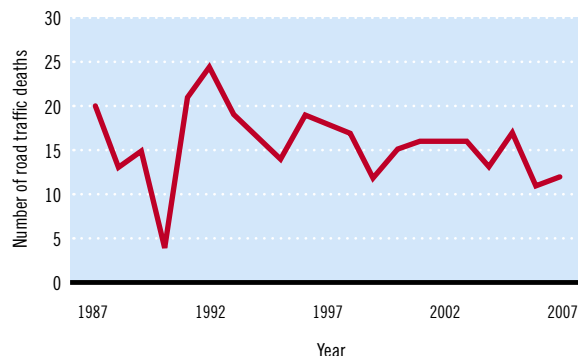
^d Police data.

DEATHS BY ROAD USER CATEGORY



Source: 2007, Malta Police, published by the National Statistics Office

TRENDS IN ROAD TRAFFIC DEATHS



Source: Country questionnaire

REGISTERED VEHICLES	
346 118 total (2007)	
Motorcars	76%
Motorized 2- and 3-wheelers	6%
Minibuses, vans, etc. (seating <20)	<1%
Trucks	17%
Buses	<1%
Other	1%

Data cleared by the Parliamentary Secretary for Health.