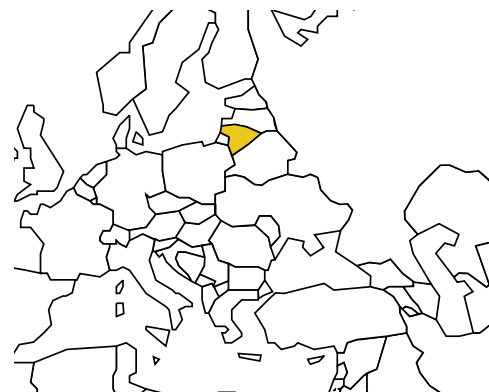


# LITHUANIA

Population: **3 389 937**

Income group: **Middle**

Gross national income per capita: **\$9 920**



INSTITUTIONAL FRAMEWORK	
<b>Lead agency</b> Funded in national budget	State Traffic Safety Commission No
<b>National road safety strategy</b> Measurable targets Funded	Yes Yes Yes

DATA
<b>Reported road traffic fatalities</b> (2006) <b>759<sup>c</sup></b> (72% males, 26% females)
<b>Reported non-fatal road traffic injuries</b> (2006) <b>8 254<sup>d</sup></b>
<b>Costing study available</b> Yes (deaths and injuries)

<sup>c</sup> Police data, defined as died within 30 days of the crash.

<sup>d</sup> Police data.

NATIONAL LEGISLATION	
<b>Speed limits set nationally</b> Local authorities can set lower limits Maximum limit urban roads Enforcement <sup>a</sup>	Yes Yes 50 km/h 0 1 2 3 4 5 <b>6</b> 7 8 9 10
<b>Drink-driving law</b> BAC limit – general population BAC limit – young or novice drivers Random breath testing and/or police checkpoints Road traffic deaths involving alcohol Enforcement <sup>a</sup>	Yes 0.04 g/dl 0.02 g/dl Yes 12% <sup>b</sup> 0 1 2 3 4 5 <b>6</b> 7 8 9 10
<b>Motorcycle helmet law</b> Applies to all riders Helmet standards mandated Helmet wearing rate Enforcement <sup>a</sup>	Yes Yes No — 0 1 2 3 4 5 <b>6</b> 7 8 9 10
<b>Seat-belt law</b> Applies to all occupants Seat-belt wearing rate Enforcement <sup>a</sup>	Yes Yes — 0 1 2 3 4 5 <b>6</b> 7 8 9 10
<b>Child restraints law</b> Enforcement <sup>a</sup>	Yes 0 1 2 3 4 <b>5</b> 6 7 8 9 10

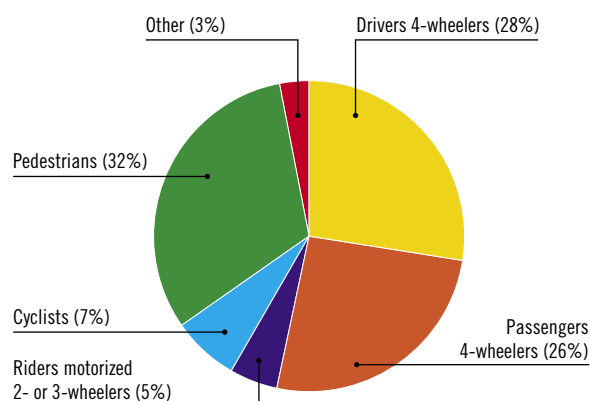
<sup>a</sup> Enforcement score represents consensus based on professional opinion of respondents, on a scale of 0 to 10 where 0 is not effective and 10 is highly effective.

<sup>b</sup> 2006, Police Department (Ministry of Interior).

VEHICLE STANDARDS	
No car manufacturers	
ROAD SAFETY AUDITS	
Formal audits required for major new road construction projects	Yes
Regular audits of existing road infrastructure	Yes
PROMOTING ALTERNATIVE TRANSPORT	
National policies to promote walking or cycling	Yes
National policies to promote public transportation	No (subnational)

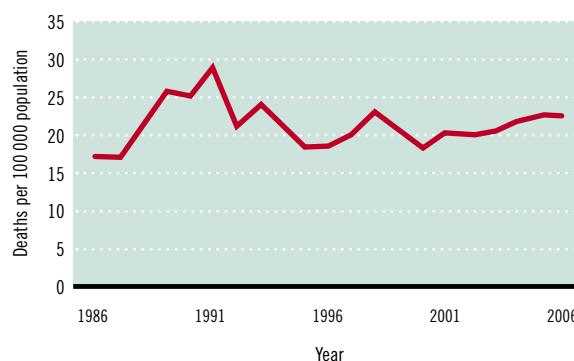
POST-CRASH CARE	
Formal, publicly available pre-hospital care system	Yes
National universal access number	Yes

## DEATHS BY ROAD USER CATEGORY



Source: 2006, Police Department (Ministry of Interior)

## TRENDS IN ROAD TRAFFIC DEATHS



Source: Police Department (Ministry of Interior)

REGISTERED VEHICLES	
<b>1 781 686</b> total (2006)	
Motorcars	89%
Motorized 2- and 3-wheelers	1%
Trucks	8%
Buses	1%
Other	1%

— Data not available.

Data cleared by the Ministry of Health.