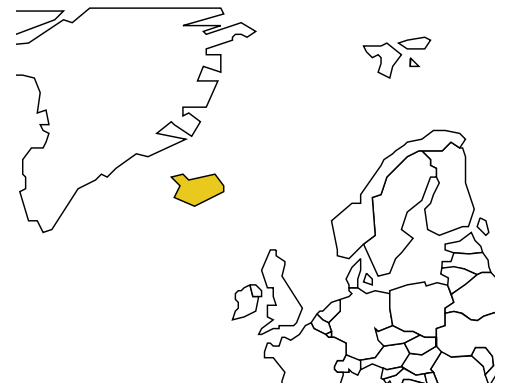


# ICELAND

Population: **301 006**

Income group: **High**

Gross national income per capita: **\$54 100**



INSTITUTIONAL FRAMEWORK	
<b>Lead agency</b>	The Road Traffic Directorate
Funded in national budget	Yes
<b>National road safety strategy</b>	Yes
Measurable targets	Yes
Funded	Yes

NATIONAL LEGISLATION	
<b>Speed limits set nationally</b>	Yes
Local authorities can set lower limits	Yes
Maximum limit urban roads	50 km/h
Enforcement <sup>a</sup>	0 1 2 3 4 5 6 <b>7</b> 8 9 10
<b>Drink-driving law</b>	Yes
BAC limit – general population	0.05 g/dl
BAC limit – young or novice drivers	0.05 g/dl
Random breath testing and/or police checkpoints	Yes
Road traffic deaths involving alcohol	20% <sup>b</sup>
Enforcement <sup>a</sup>	0 1 2 3 4 5 6 <b>7</b> 8 9 10
<b>Motorcycle helmet law</b>	Yes
Applies to all riders	Yes
Helmet standards mandated	No
Helmet wearing rate	95% <sup>c</sup>
Enforcement <sup>a</sup>	0 1 2 3 4 5 6 <b>7</b> <b>8</b> 9 10
<b>Seat-belt law</b>	Yes
Applies to all occupants	Yes
Seat-belt wearing rate	88% Front, 68% Rear <sup>d</sup>
Enforcement <sup>a</sup>	0 1 2 3 4 5 6 <b>7</b> <b>8</b> 9 10
<b>Child restraints law</b>	Yes
Enforcement <sup>a</sup>	0 1 2 3 4 5 6 <b>7</b> <b>8</b> 9 10

<sup>a</sup> Enforcement score represents consensus based on professional opinion of respondents, on a scale of 0 to 10 where 0 is not effective and 10 is highly effective.

<sup>b</sup> 2007, The Road Traffic Directorate.

<sup>c</sup> Estimation by consensus group, drivers and passengers.

<sup>d</sup> 2007, National telephone survey conducted by Capacent Gallup.

VEHICLE STANDARDS	
No car manufacturers	
ROAD SAFETY AUDITS	
Formal audits required for major new road construction projects	Yes
Regular audits of existing road infrastructure	No
PROMOTING ALTERNATIVE TRANSPORT	
National policies to promote walking or cycling	No (subnational)
National policies to promote public transportation	No (subnational)

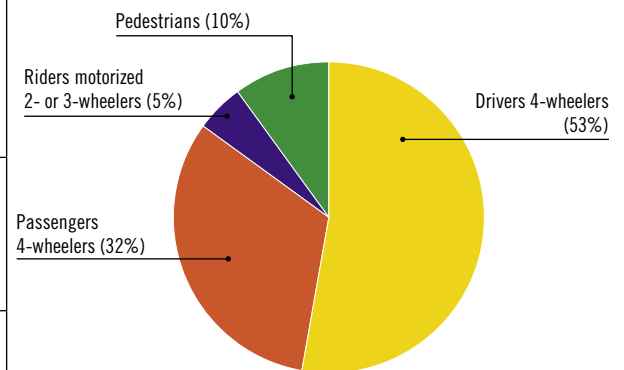
POST-CRASH CARE	
Formal, publicly available pre-hospital care system	Yes
National universal access number	Yes

DATA
<b>Reported road traffic fatalities</b> (2006) <b>30<sup>e</sup></b> (67% males, 33% females)
<b>Reported non-fatal road traffic injuries</b> (2006) <b>2 092<sup>f</sup></b>
<b>Costing study available</b> <b>Yes</b> (deaths and injuries)

<sup>e</sup> Statistics Iceland Mortality Coding Register data, defined as died within 30 days of the crash.

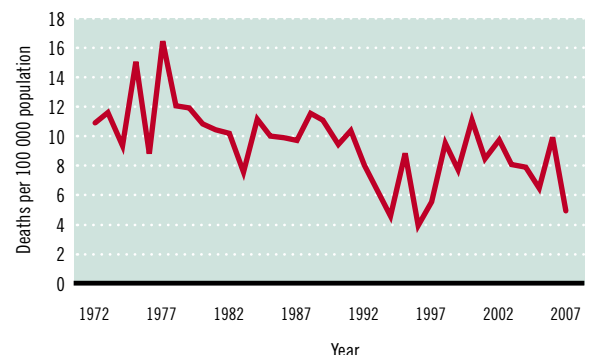
<sup>f</sup> Icelandic Accident Register data.

## DEATHS BY ROAD USER CATEGORY



Source: The Road Traffic Directorate yearly report 1998–2007

## TRENDS IN ROAD TRAFFIC DEATHS



Source: Road Traffic Directorate

REGISTERED VEHICLES	
<b>293 299</b> total (2007)	
Motorcars	71%
Motorized 2- and 3-wheelers	5%
Minibuses, vans, etc. (seating <20)	7%
Trucks	3%
Buses	<1%
Other	14%

Data cleared by the Ministry of Health.