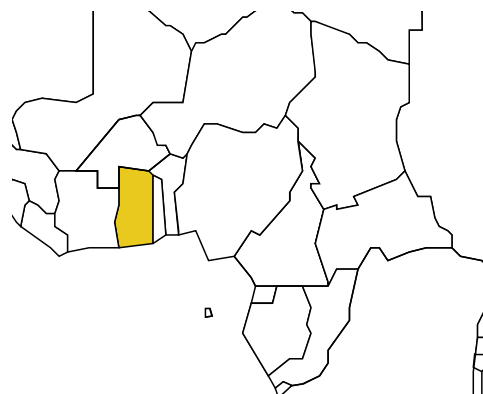


GHANA

Population: **23 478 394**

Income group: **Low**

Gross national income per capita: **\$590**



INSTITUTIONAL FRAMEWORK	
Lead agency	National Road Safety Commission
Funded in national budget	Yes
National road safety strategy	Yes
Measurable targets	Yes
Funded	Yes

DATA
Reported road traffic fatalities (2006) 1 856^b (73% males, 27% females)
Reported non-fatal road traffic injuries (2006) 14 492^c
Costing study available Yes (deaths and injuries)

^b National Road Safety Commission data (based on police reports), defined as died within 30 days of the crash.

^c National Road Safety Commission data (based on police reports).

NATIONAL LEGISLATION	
Speed limits set nationally	Yes
Local authorities can set lower limits	No
Maximum limit urban roads	50 km/h
Enforcement ^a	0 1 2 3 4 5 6 7 8 9 10
Drink-driving law	Yes
BAC limit – general population	0.08 g/dl
BAC limit – young or novice drivers	0.0 g/dl
Random breath testing and/or police checkpoints	Yes
Road traffic deaths involving alcohol	—
Enforcement ^a	0 1 2 3 4 5 6 7 8 9 10
Motorcycle helmet law	Yes
Applies to all riders	Yes
Helmet standards mandated	Yes
Helmet wearing rate	—
Enforcement ^a	0 1 2 3 4 5 6 7 8 9 10
Seat-belt law	Yes
Applies to all occupants	Yes
Seat-belt wearing rate	—
Enforcement ^a	0 1 2 3 4 5 6 7 8 9 10
Child restraints law	Yes
Enforcement ^a	0 1 2 3 4 5 6 7 8 9 10

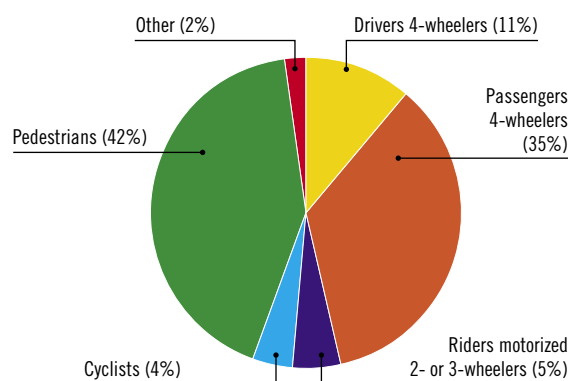
^a Enforcement score represents consensus based on professional opinion of respondents, on a scale of 0 to 10 where 0 is not effective and 10 is highly effective.

VEHICLE STANDARDS	
No car manufacturers	
ROAD SAFETY AUDITS	
Formal audits required for major new road construction projects	Yes
Regular audits of existing road infrastructure	No
PROMOTING ALTERNATIVE TRANSPORT	
National policies to promote walking or cycling	No
National policies to promote public transportation	Yes

POST-CRASH CARE	
Formal, publicly available pre-hospital care system	Yes
National universal access number	Yes

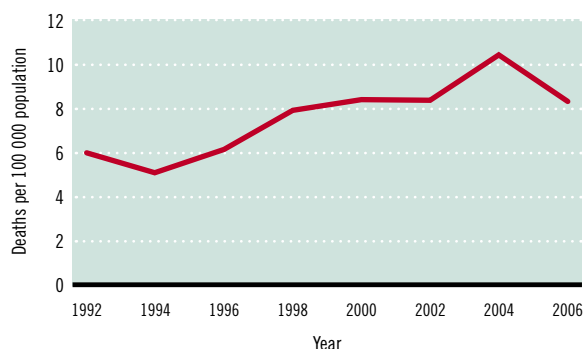
— Data not available.

DEATHS BY ROAD USER CATEGORY



Source: National Road Safety Commission, "Road Traffic Accident Statistics 2006"

TRENDS IN ROAD TRAFFIC DEATHS



Source: Building and Road Research Institute

REGISTERED VEHICLES	
931 642 total (2007)	
Motorcars	53%
Motorized 2- and 3-wheelers	16%
Minibuses, vans, etc. (seating <20)	8%
Trucks	9%
Buses	13%
Other	1%

Data cleared by the Ministry of Health and the Ministry of Transportation.