

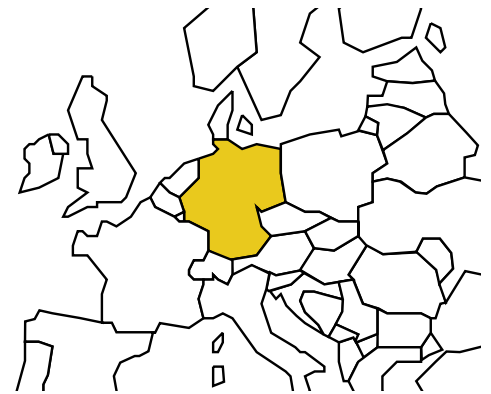
GERMANY^a

^a Questionnaire completed by the Federal Highway Research Institute BAST (no consensus meeting).

Population: **82 599 471**

Income group: **High**

Gross national income per capita: **\$38 860**



| INSTITUTIONAL FRAMEWORK | |
|--------------------------------------|--|
| Lead agency | Federal Ministry for Traffic, Building and Housing |
| Funded in national budget | Yes |
| National road safety strategy | Yes |
| Measurable targets | No |
| Funded | Yes |

| NATIONAL LEGISLATION | |
|---|--|
| Speed limits set nationally | Yes |
| Local authorities can set lower limits | No |
| Maximum limit urban roads | 50 km/h |
| Enforcement ^b | — |
| Drink-driving law | Yes |
| BAC limit – general population | 0.05 g/dl |
| BAC limit – young or novice drivers | 0.0 g/dl |
| Random breath testing and/or police checkpoints | Yes |
| Road traffic deaths involving alcohol | 12% ^c |
| Enforcement ^b | — |
| Motorcycle helmet law | Yes |
| Applies to all riders | Yes |
| Helmet standards mandated | Yes |
| Helmet wearing rate | 97% Drivers, 96% Passengers ^d |
| Enforcement ^b | — |
| Seat-belt law | Yes |
| Applies to all occupants | Yes |
| Seat-belt wearing rate | 95–96% Front, 88% Rear ^d |
| Enforcement ^b | — |
| Child restraints law | Yes |
| Enforcement ^b | — |

^b Enforcement score represents professional opinion of BAST, on a scale of 0 to 10 where 0 is not effective and 10 is highly effective.

^c 2006, Federal Statistics Office.

^d 2007, Federal Highway Research Institute.

| VEHICLE STANDARDS | |
|---|-----|
| Car manufacturers required to adhere to standards on | |
| Fuel consumption | No |
| Seat-belt installation for all seats | Yes |
| ROAD SAFETY AUDITS | |
| Formal audits required for major new road construction projects | No |
| Regular audits of existing road infrastructure | Yes |
| PROMOTING ALTERNATIVE TRANSPORT | |
| National policies to promote walking or cycling | Yes |
| National policies to promote public transportation | Yes |

| POST-CRASH CARE | |
|---|-----|
| Formal, publicly available pre-hospital care system | Yes |
| National universal access number | Yes |

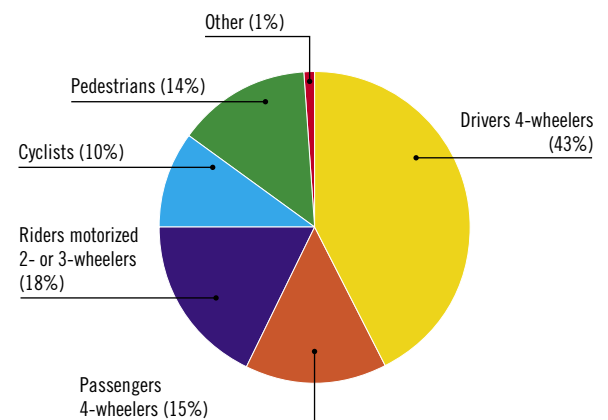
— Data not available.

| DATA |
|---|
| Reported road traffic fatalities (2007) 4 949^e (73% males, 27% females) |
| Reported non-fatal road traffic injuries (2007) 431 419^f |
| Costing study available Yes (deaths and injuries) |

^e Federal Statistics Office data, defined as died within 30 days of the crash.

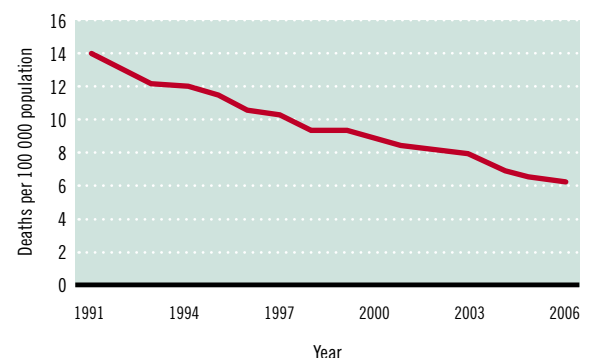
^f Federal Statistics Office data.

DEATHS BY ROAD USER CATEGORY



Source: 2006, Federal Statistics Office

TRENDS IN ROAD TRAFFIC DEATHS



Source: Federal Statistics Office

| REGISTERED VEHICLES | |
|--------------------------------|-----|
| 55 511 374 total (2007) | |
| Motorcars | 84% |
| Motorized 2- and 3-wheelers | 7% |
| Trucks | 8% |
| Buses | <1% |
| Other | 1% |

Data cleared by the Federal Highway Research Institute BAST.