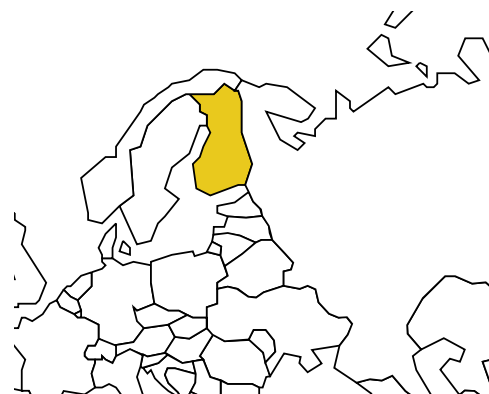


# FINLAND

Population: **5 276 892**

Income group: **High**

Gross national income per capita: **\$44 400**



| INSTITUTIONAL FRAMEWORK       |   |
|-------------------------------|---|
| Lead agency                   | Ministry of Transport and Communications of Finland |
| Funded in national budget     | Yes   |
| National road safety strategy | Yes   |
| Measurable targets            | Yes   |
| Funded                        | Yes   |

| NATIONAL LEGISLATION                            |                                  |
|---|----------------------------------|
| Speed limits set nationally                     | Yes                              |
| Local authorities can set lower limits          | Yes                              |
| Maximum limit urban roads                       | 50 km/h                          |
| Enforcement <sup>a</sup>                        | 0 1 2 3 4 5 6 <b>7</b> 8 9 10    |
| Drink-driving law                               | Yes                              |
| BAC limit – general population                  | 0.05 g/dl                        |
| BAC limit – young or novice drivers             | 0.05 g/dl                        |
| Random breath testing and/or police checkpoints | Yes                              |
| Road traffic deaths involving alcohol           | 24% <sup>b</sup>                 |
| Enforcement <sup>a</sup>                        | 0 1 2 3 4 5 6 7 <b>8</b> 9 10    |
| Motorcycle helmet law                           | Yes                              |
| Applies to all riders                           | Yes <sup>c</sup>                 |
| Helmet standards mandated                       | Yes                              |
| Helmet wearing rate                             | 95% Drivers <sup>d</sup>         |
| Enforcement <sup>a</sup>                        | 0 1 2 3 4 5 6 7 8 <b>9</b> 10    |
| Seat-belt law                                   | Yes                              |
| Applies to all occupants                        | Yes                              |
| Seat-belt wearing rate                          | 89% Front, 80% Rear <sup>d</sup> |
| Enforcement <sup>a</sup>                        | 0 1 2 3 4 5 6 <b>7</b> 8 9 10    |
| Child restraints law                            | Yes                              |
| Enforcement <sup>a</sup>                        | 0 1 2 3 4 5 6 <b>7</b> 8 9 10    |

<sup>a</sup> Enforcement score represents consensus based on professional opinion of respondents, on a scale of 0 to 10 where 0 is not effective and 10 is highly effective.  
<sup>b</sup> Road Traffic Accidents 2007, Statistics Finland and Central Organization for Traffic Safety in Finland.  
<sup>c</sup> Some exceptions.  
<sup>d</sup> Estimation by consensus group.  
<sup>e</sup> 2007, Central Organization for Traffic Safety in Finland, data for rear-seat passengers apply to urban areas only.

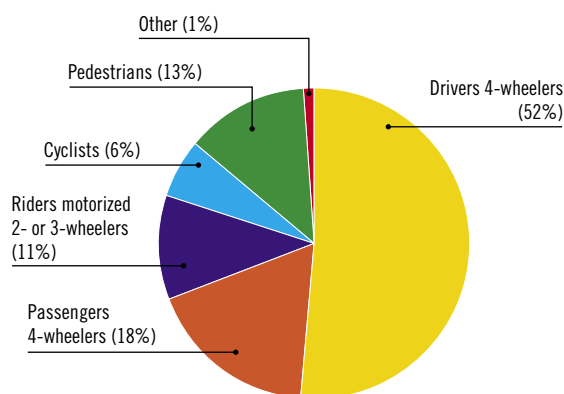
| VEHICLE STANDARDS   |     |
|---|-----|
| Car manufacturers required to adhere to standards on            |     |
| Fuel consumption  | Yes |
| Seat-belt installation for all seats                            | Yes |
| ROAD SAFETY AUDITS  |     |
| Formal audits required for major new road construction projects | Yes |
| Regular audits of existing road infrastructure                  | Yes |
| PROMOTING ALTERNATIVE TRANSPORT                                 |     |
| National policies to promote walking or cycling                 | Yes |
| National policies to promote public transportation              | Yes |

| POST-CRASH CARE                                     |     |
|---|-----|
| Formal, publicly available pre-hospital care system | Yes |
| National universal access number                    | Yes |

| DATA   |
|--|
| Reported road traffic fatalities (2007)<br><b>380<sup>f</sup></b> (73% males, 27% females) |
| Reported non-fatal road traffic injuries (2007)<br><b>8 446<sup>g</sup></b>                |
| Costing study available<br><b>Yes</b> (deaths and injuries)                                |

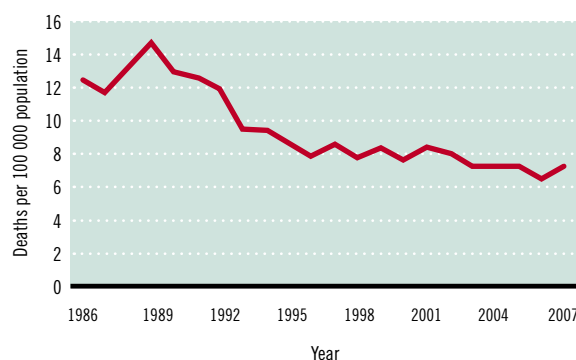
<sup>f</sup> "Road Traffic Accidents 2007," Statistics Finland and Central Organization for Traffic Safety in Finland, defined as died within 30 days of the crash.  
<sup>g</sup> "Road Traffic Accidents 2007," Statistics Finland and Central Organization for Traffic Safety in Finland.

## DEATHS BY ROAD USER CATEGORY



Source: "Road Traffic Accidents 2007," Statistics Finland and Central Organization for Traffic Safety in Finland

## TRENDS IN ROAD TRAFFIC DEATHS



Source: "Road Traffic Accidents 2007," Statistics Finland and Central Organization for Traffic Safety in Finland

| REGISTERED VEHICLES           |     |
|-------------------------------|-----|
| <b>4 656 370</b> total (2007) |     |
| Motorcars                     | 61% |
| Motorized 2- and 3-wheelers   | 8%  |
| Trucks                        | 2%  |
| Buses                         | <1% |
| Other                         | 29% |