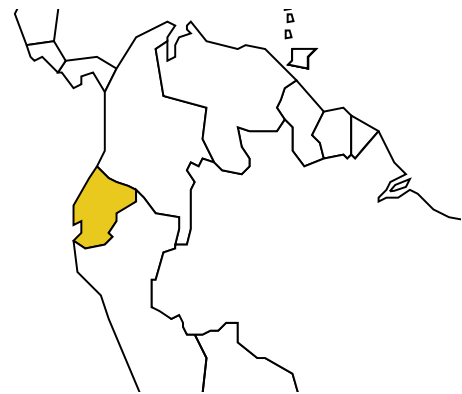


ECUADOR

Population: **13 341 197**

Income group: **Middle**

Gross national income per capita: **\$3 080**



INSTITUTIONAL FRAMEWORK	
Lead agency	The National Commission of Ground Transit and Transportation
Funded in national budget	Yes
National road safety strategy	—
Measurable targets	—
Funded	—

NATIONAL LEGISLATION	
Speed limits set nationally	Yes
Local authorities can set lower limits	No
Maximum limit urban roads	50 km/h
Enforcement ^a	0 1 2 3 4 5 6 7 8 9 10
Drink-driving law	Yes
BAC limit – general population	0.08 g/dl
BAC limit – young or novice drivers	0.08 g/dl
Random breath testing and/or police checkpoints	Yes
Road traffic deaths involving alcohol	9% ^b
Enforcement ^a	0 1 2 3 4 5 6 7 8 9 10
Motorcycle helmet law	Yes
Applies to all riders	Yes
Helmet standards mandated	No
Helmet wearing rate	—
Enforcement ^a	0 1 2 3 4 5 6 7 8 9 10
Seat-belt law	Yes
Applies to all occupants	Yes
Seat-belt wearing rate	30% Front, 10% Rear ^b
Enforcement ^a	0 1 2 3 4 5 6 7 8 9 10
Child restraints law	No
Enforcement ^a	n/a

^a Enforcement score represents consensus based on professional opinion of respondents, on a scale of 0 to 10 where 0 is not effective and 10 is highly effective.

^b 2007, National Directorate of Ground Transit and Transportation.

VEHICLE STANDARDS	
Car manufacturers required to adhere to standards on	
Fuel consumption	No
Seat-belt installation for all seats	No
ROAD SAFETY AUDITS	
Formal audits required for major new road construction projects	No
Regular audits of existing road infrastructure	No
PROMOTING ALTERNATIVE TRANSPORT	
National policies to promote walking or cycling	No
National policies to promote public transportation	No

POST-CRASH CARE	
Formal, publicly available pre-hospital care system	No
National universal access number	n/a

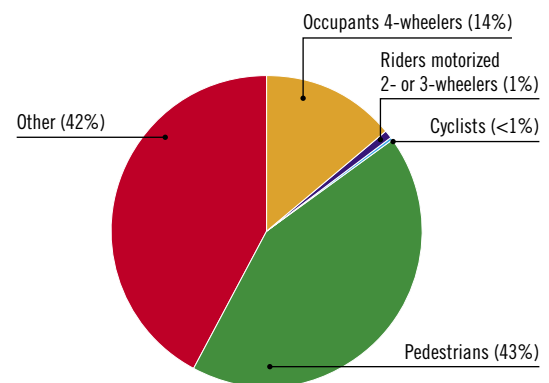
— Data not available.
n/a Data not required/not applicable.

DATA
Reported road traffic fatalities (2006) 1 801^c (74% males, 26% females)
Reported non-fatal road traffic injuries (2005) 9 511^d
Costing study available Yes (deaths and injuries)

^c National Institute of Statistics and Census data, defined as died within 24 hours of the crash.

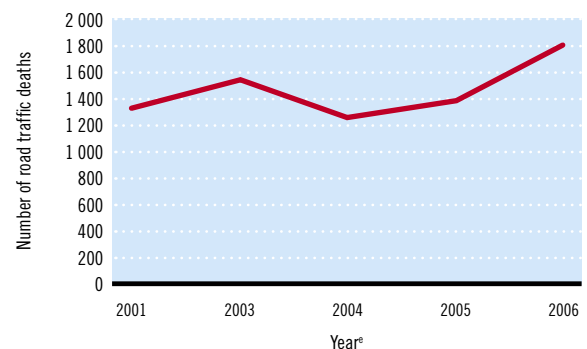
^d National Institute of Statistics and Census data.

DEATHS BY ROAD USER CATEGORY



Source: 2006, National Institute of Statistics and Census

TRENDS IN ROAD TRAFFIC DEATHS



^a No data supplied for 2002.

Source: National Directorate of Transit, Department of Archives and Statistics; Guayas Transit Commission

REGISTERED VEHICLES	
961 556 total (2006)	
Motorcars	38%
Motorized 2- and 3-wheelers	9%
Minibuses, vans, etc. (seating <20)	43%
Trucks	8%
Buses	1%
Other	<1%

Data cleared by the Ministry of Public Health.