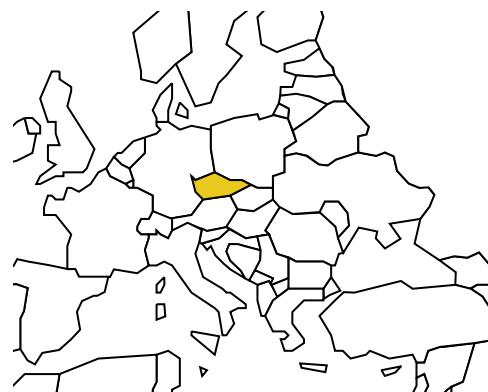


CZECH REPUBLIC

Population: **10 186 330**

Income group: **High**

Gross national income per capita: **\$14 450**



INSTITUTIONAL FRAMEWORK	
Lead agency	Ministry of Transport
Funded in national budget	Yes
National road safety strategy	Yes
Measurable targets	Yes
Funded	No

NATIONAL LEGISLATION	
Speed limits set nationally	Yes
Local authorities can set lower limits	Yes
Maximum limit urban roads	50 km/h
Enforcement ^a	0 1 2 3 4 5 6 7 8 9 10
Drink-driving law	Yes
BAC limit – general population	0.0 g/dl
BAC limit – young or novice drivers	0.0 g/dl
Random breath testing and/or police checkpoints	Yes
Road traffic deaths involving alcohol	3%^b
Enforcement ^a	0 1 2 3 4 5 6 7 8 9 10
Motorcycle helmet law	Yes
Applies to all riders	Yes
Helmet standards mandated	Yes
Helmet wearing rate	97% Drivers^c
Enforcement ^a	0 1 2 3 4 5 6 7 8 9 10
Seat-belt law	Yes
Applies to all occupants	Yes
Seat-belt wearing rate	90% Front, 80% Rear^d
Enforcement ^a	0 1 2 3 4 5 6 7 8 9 10
Child restraints law	Yes
Enforcement ^a	0 1 2 3 4 5 6 7 8 9 10

^a Enforcement score represents consensus based on professional opinion of respondents, on a scale of 0 to 10 where 0 is not effective and 10 is highly effective.

^b 2007, Czech Police.

^c 2007, Czech Police, 85% for passengers.

^d 2006, Transport Research Centre.

VEHICLE STANDARDS	
Car manufacturers required to adhere to standards on	
Fuel consumption	No
Seat-belt installation for all seats	Yes
ROAD SAFETY AUDITS	
Formal audits required for major new road construction projects	No
Regular audits of existing road infrastructure	No
PROMOTING ALTERNATIVE TRANSPORT	
National policies to promote walking or cycling	Yes
National policies to promote public transportation	No (subnational)

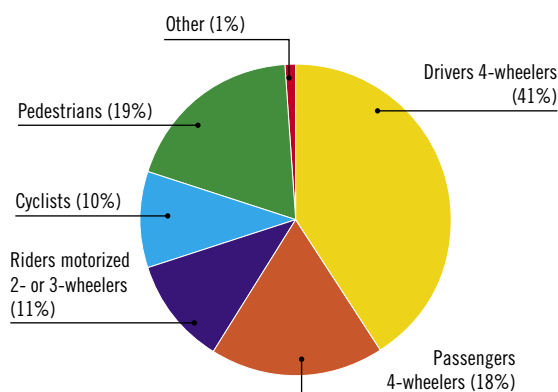
POST-CRASH CARE	
Formal, publicly available pre-hospital care system	Yes
National universal access number	Yes

DATA
Reported road traffic fatalities (2007) 1 222^e (77% males, 23% females)
Reported non-fatal road traffic injuries (2007) 23 060^f
Costing study available Yes (deaths and injuries)

^e Police data, defined as died within 30 days of the crash.

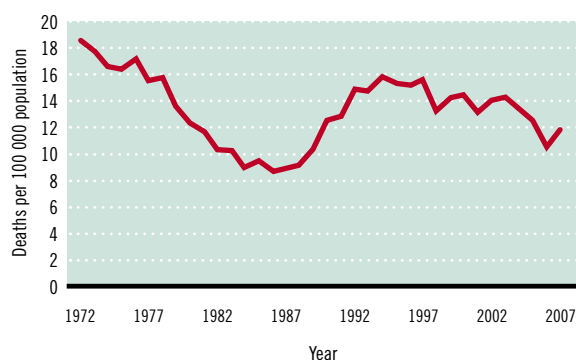
^f Police data.

DEATHS BY ROAD USER CATEGORY



Source: 2007, Police Presidium of the Czech Republic, Directorate of Traffic Branch

TRENDS IN ROAD TRAFFIC DEATHS



Source: Country questionnaire

REGISTERED VEHICLES	
5 455 110 total (2006)	
Motorcars	75%
Motorized 2- and 3-wheelers	15%
Trucks	9%
Buses	<1%
Other	1%

Data cleared by the Ministry of Health.