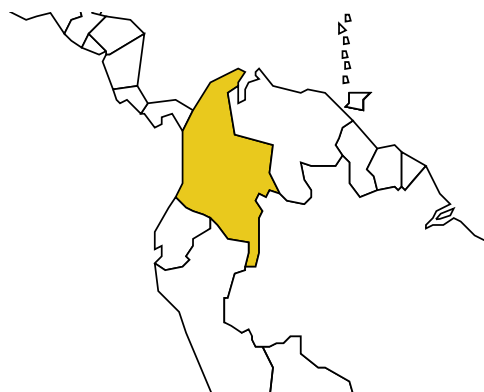


COLOMBIA

Population: **46 155 958**

Income group: **Middle**

Gross national income per capita: **\$3 250**



INSTITUTIONAL FRAMEWORK	
Lead agency	Ministry of Transportation
Funded in national budget	Yes
National road safety strategy	Yes
Measurable targets	Yes
Funded	Yes

NATIONAL LEGISLATION	
Speed limits set nationally	Yes
Local authorities can set lower limits	No
Maximum limit urban roads	60 km/h
Enforcement ^a	0 1 2 3 4 5 6 7 8 9 10
Drink-driving law	Yes
BAC limit – general population	0.04 g/dl
BAC limit – young or novice drivers	0.04 g/dl
Random breath testing and/or police checkpoints	Yes
Road traffic deaths involving alcohol	3% ^b
Enforcement ^a	0 1 2 3 4 5 6 7 8 9 10
Motorcycle helmet law	Yes
Applies to all riders	Yes
Helmet standards mandated	Yes
Helmet wearing rate	97% ^c
Enforcement ^a	0 1 2 3 4 5 6 7 8 9 10
Seat-belt law	Yes
Applies to all occupants	Yes
Seat-belt wearing rate	82% ^c
Enforcement ^a	0 1 2 3 4 5 6 7 8 9 10
Child restraints law	Yes
Enforcement ^a	0 1 2 3 4 5 6 7 8 9 10

^a Enforcement score represents consensus based on professional opinion of respondents, on a scale of 0 to 10 where 0 is not effective and 10 is highly effective.

^b 2007, Ministry of Transportation (SIAT-RNAT).

^c 2007–2008 Road Prevention Fund. Use of helmets that meet a regulatory standard: 70%.

VEHICLE STANDARDS	
Car manufacturers required to adhere to standards on	
Fuel consumption	Yes
Seat-belt installation for all seats	Yes
ROAD SAFETY AUDITS	
Formal audits required for major new road construction projects	No
Regular audits of existing road infrastructure	Yes
PROMOTING ALTERNATIVE TRANSPORT	
National policies to promote walking or cycling	Yes
National policies to promote public transportation	Yes

POST-CRASH CARE	
Formal, publicly available pre-hospital care system	Yes
National universal access number	—

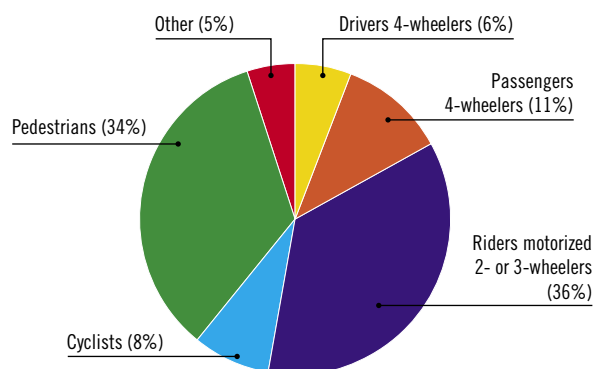
— Data not available.

DATA
Reported road traffic fatalities (2001) 5 409^d (80% males, 20% females)
Reported non-fatal road traffic injuries (2007) 38 727^e
Costing study available Yes (deaths and injuries)

^d National Institute of Legal Medicine and Forensic Sciences, defined as died within 30 days of the crash.

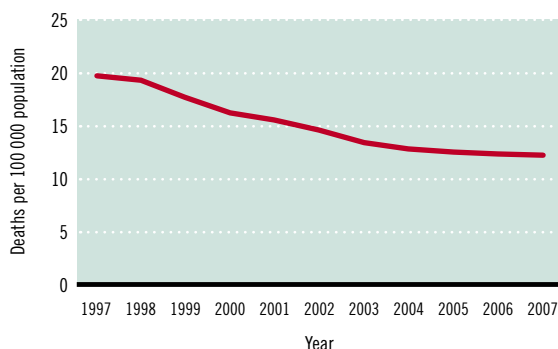
^e National Institute of Legal Medicine and Forensic Sciences.

DEATHS BY ROAD USER CATEGORY



Source: 2007, National Institute of Legal Medicine and Forensic Sciences

TRENDS IN ROAD TRAFFIC DEATHS



Source: Ministry of Transportation, National Institute of Legal Medicine and Forensic Sciences, Road Prevention Fund

REGISTERED VEHICLES	
4 951 225 total (2007)	
Motorcars	36%
Motorized 2- and 3-wheelers	39%
Minibuses, vans, etc. (seating <20)	17%
Trucks	4%
Buses	3%
Non-motorized vehicles	<1%
Other	<1%

Data cleared by the Ministry of Social Protection.