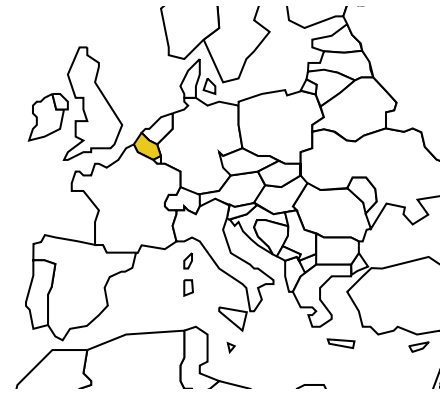


# BELGIUM

Population: **10 457 343**

Income group: **High**

Gross national income per capita: **\$40 710**



INSTITUTIONAL FRAMEWORK	
<b>Lead agency</b> Funded in national budget	<b>Interministerial Committee for Road Safety</b> Yes
<b>National road safety strategy</b> Measurable targets Funded	Yes Yes Yes

NATIONAL LEGISLATION	
<b>Speed limits set nationally</b> Local authorities can set lower limits Maximum limit urban roads Enforcement <sup>a</sup>	Yes Yes 50 km/h 0 1 2 3 4 <b>5</b> 6 7 8 9 10
<b>Drink-driving law</b> BAC limit – general population BAC limit – young or novice drivers Random breath testing and/or police checkpoints Road traffic deaths involving alcohol Enforcement <sup>a</sup>	Yes 0.05 g/dl 0.05 g/dl Yes — 0 1 2 <b>3</b> 4 5 6 7 8 9 10
<b>Motorcycle helmet law</b> Applies to all riders Helmet standards mandated Helmet wearing rate Enforcement <sup>a</sup>	Yes Yes <sup>b</sup> Yes — 0 1 2 3 4 5 6 7 <b>8</b> 9 10
<b>Seat-belt law</b> Applies to all occupants Seat-belt wearing rate Enforcement <sup>a</sup>	Yes Yes 79% Front, 46% Rear <sup>c</sup> 0 1 2 <b>3</b> 4 5 6 7 8 9 10
<b>Child restraints law</b> Enforcement <sup>a</sup>	Yes 0 1 2 3 4 5 <b>6</b> 7 8 9 10

<sup>a</sup> Enforcement score represents consensus based on professional opinion of respondents, on a scale of 0 to 10 where 0 is not effective and 10 is highly effective.

<sup>b</sup> Some exceptions.

<sup>c</sup> Belgian Road Safety Institute: 2007 observational study (front seats), 2006 self-report survey (rear seats).

VEHICLE STANDARDS	
<b>Car manufacturers required to adhere to standards on</b> Fuel consumption Seat-belt installation for all seats	Yes Yes
ROAD SAFETY AUDITS	
Formal audits required for major new road construction projects Regular audits of existing road infrastructure	No No
PROMOTING ALTERNATIVE TRANSPORT	
National policies to promote walking or cycling National policies to promote public transportation	Yes Yes

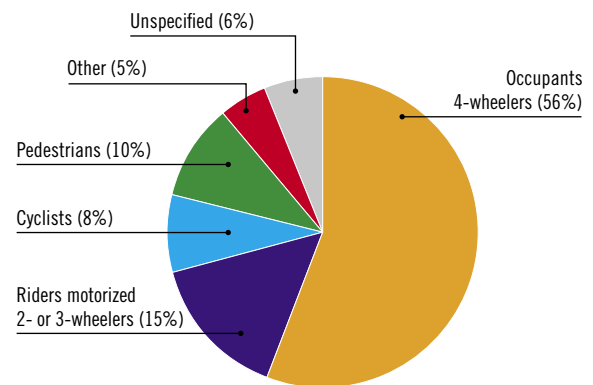
POST-CRASH CARE	
Formal, publicly available pre-hospital care system National universal access number	Yes Yes

DATA
<b>Reported road traffic fatalities (2007)</b> 1 067 <sup>d</sup> (80% males, 20% females)
<b>Reported non-fatal road traffic injuries (2007)</b> 65 850 <sup>e</sup>
<b>Costing study available</b> No

<sup>d</sup> Statistics Belgium, defined as died within 30 days of the crash.

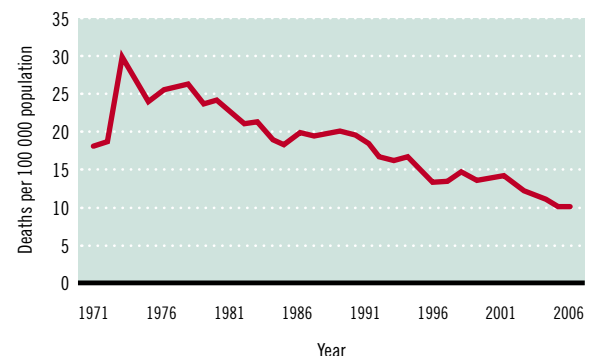
<sup>e</sup> Statistics Belgium estimate.

## DEATHS BY ROAD USER CATEGORY



Source: 2007, Statistics Belgium

## TRENDS IN ROAD TRAFFIC DEATHS



Source: Country questionnaire

REGISTERED VEHICLES	
<b>6 362 161 total (2007)</b>	
Motorcars	79%
Motorized 2- and 3-wheelers	6%
Buses	<1%
Trucks	10%
Other	4%

— Data not available.

Data cleared by the General Directorate for Mobility and Road Safety.