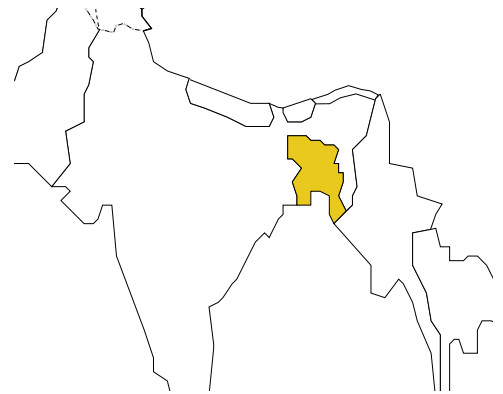


BANGLADESH

Population: **158 664 959**

Income group: **Low**

Gross national income per capita: **\$470**



INSTITUTIONAL FRAMEWORK	
Lead agency Funded in national budget	National Road Safety Council No
National road safety strategy Measurable targets Funded	Yes Yes No

NATIONAL LEGISLATION	
Speed limits set nationally Local authorities can set lower limits Maximum limit urban roads Enforcement ^a	Yes No 25 km/h 0 1 2 3 4 5 6 7 8 9 10
Drink-driving law BAC limit – general population BAC limit – young or novice drivers Random breath testing and/or police checkpoints Road traffic deaths involving alcohol Enforcement ^a	Yes None ^b None ^b No — 0 1 2 3 4 5 6 7 8 9 10
Motorcycle helmet law Applies to all riders Helmet standards mandated Helmet wearing rate Enforcement ^a	Yes Yes No — 0 1 2 3 4 5 6 7 8 9 10
Seat-belt law Applies to all occupants Seat-belt wearing rate Enforcement ^a	No n/a — n/a
Child restraints law Enforcement ^a	No n/a

^a Enforcement score represents consensus based on professional opinion of respondents, on a scale of 0 to 10 where 0 is not effective and 10 is highly effective.

^b Alcohol consumption prohibited by law.

VEHICLE STANDARDS	
No car manufacturers	
ROAD SAFETY AUDITS	
Formal audits required for major new road construction projects	No
Regular audits of existing road infrastructure	No
PROMOTING ALTERNATIVE TRANSPORT	
National policies to promote walking or cycling	No
National policies to promote public transportation	No

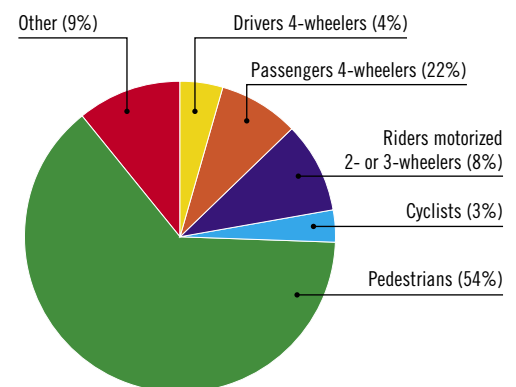
POST-CRASH CARE	
Formal, publicly available pre-hospital care system	No
National universal access number	n/a

DATA
Reported road traffic fatalities (2006) 3 160 ^c (89% males, 11% females)
Reported non-fatal road traffic injuries (2003) 403 000 ^d
Costing study available Yes (deaths and injuries)

^c Police data, defined as died at the crash scene. Respondents concerned this figure greatly underestimates the true number of deaths, citing example of Bangladesh Health and Injury Survey 2003, which estimated the annual number of deaths to be 13 200.

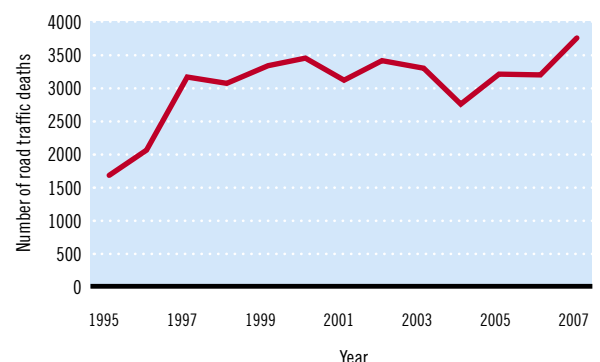
^d 2003, Bangladesh Health and Injury Survey.

DEATHS BY ROAD USER CATEGORY



Source: "National Road Traffic Accident Report 2006", Bangladesh Road Transport Authority

TRENDS IN ROAD TRAFFIC DEATHS



Source: "National Road Safety Action Plan 2008–2010," National Road Safety Council

REGISTERED VEHICLES	
1 054 057 total (2007)	
Motorcars	15%
Motorized 2- and 3-wheelers	62%
Minibuses, vans, etc. (seating <20)	10%
Trucks	6%
Buses	3%
Other	4%

— Data not available.
n/a Data not required/not applicable.

Data cleared by the Directorate General of Health Service.