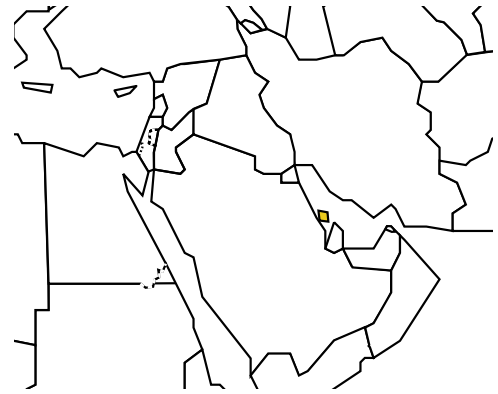


BAHRAIN

Population: **752 648**

Income group: **High**

Gross national income per capita: **\$20 610**



INSTITUTIONAL FRAMEWORK	
Lead agency Funded in national budget	General Directorate of Traffic Yes
National road safety strategy Measurable targets Funded	Multiple n/a n/a

NATIONAL LEGISLATION	
Speed limits set nationally Local authorities can set lower limits Maximum limit urban roads Enforcement ^a	Yes No 50 km/h 0 1 2 3 4 5 6 7 8 9 10
Drink-driving law BAC limit – general population BAC limit – young or novice drivers Random breath testing and/or police checkpoints Road traffic deaths involving alcohol Enforcement ^a	Yes 0.0 g/dl ^b 0.0 g/dl ^b No 8% ^c 0 1 2 3 4 5 6 7 8 9 10
Motorcycle helmet law Applies to all riders Helmet standards mandated Helmet wearing rate Enforcement ^a	Yes Yes No — 0 1 2 3 4 5 6 7 8 9 10
Seat-belt law Applies to all occupants Seat-belt wearing rate Enforcement ^a	Yes No 22% ^d 0 1 2 3 4 5 6 7 8 9 10
Child restraints law Enforcement ^a	No n/a

^a Enforcement score represents consensus based on professional opinion of respondents, on a scale of 0 to 10 where 0 is not effective and 10 is highly effective.

^b Alcohol consumption prohibited by law.

^c 2007, General Directorate of Traffic.

^d 2008, Ministry of Works.

VEHICLE STANDARDS	
No car manufacturers	
ROAD SAFETY AUDITS	
Formal audits required for major new road construction projects	Yes
Regular audits of existing road infrastructure	Yes
PROMOTING ALTERNATIVE TRANSPORT	
National policies to promote walking or cycling	No
National policies to promote public transportation	Yes

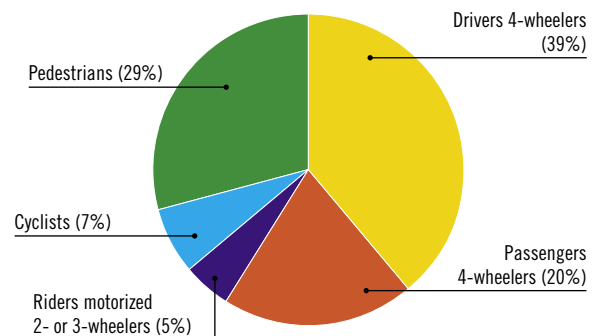
POST-CRASH CARE	
Formal, publicly available pre-hospital care system	Yes
National universal access number	Yes

DATA
Reported road traffic fatalities (2007) 91 ^e (91% males, 9% females)
Reported non-fatal road traffic injuries (2007) 3 415 ^f
Costing study available Yes (deaths only)

^e Police data, defined as any death caused directly by road traffic injury, regardless of time period.

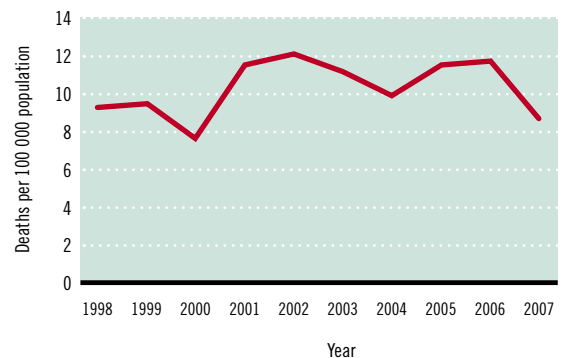
^f General Directorate of Traffic data.

DEATHS BY ROAD USER CATEGORY



Source: 2007, General Directorate of Traffic

TRENDS IN ROAD TRAFFIC DEATHS



Source: 2007, General Directorate of Traffic

REGISTERED VEHICLES	
382 977 total (2008)	
Motorcars	81%
Motorized 2- and 3-wheelers	1%
Minibuses, vans, etc. (seating <20)	13%
Trucks	<1%
Buses	2%
Other	3%

— Data not available.
n/a Data not required/not applicable.

Data cleared by the Ministry of Health.