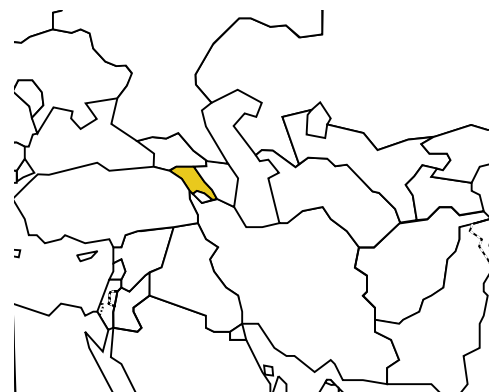


ARMENIA

Population: **3 002 271**

Income group: **Middle**

Gross national income per capita: **\$2 640**



INSTITUTIONAL FRAMEWORK	
Lead agency	Road Police of the Police of the Republic of Armenia
Funded in national budget	Yes
National road safety strategy	No
Measurable targets	n/a
Funded	n/a

NATIONAL LEGISLATION	
Speed limits set nationally	Yes
Local authorities can set lower limits	Yes
Maximum limit urban roads	60 km/h
Enforcement ^a	0 1 2 3 4 5 6 7 8 9 10
Drink-driving law	Yes
BAC limit – general population	0.08 g/dl
BAC limit – young or novice drivers	0.08 g/dl
Random breath testing and/or police checkpoints	Yes
Road traffic deaths involving alcohol	6% ^b
Enforcement ^a	0 1 2 3 4 5 6 7 8 9 10
Motorcycle helmet law	Yes
Applies to all riders	Yes
Helmet standards mandated	No
Helmet wearing rate	—
Enforcement ^a	0 1 2 3 4 5 6 7 8 9 10
Seat-belt law	Yes
Applies to all occupants	Yes
Seat-belt wearing rate	—
Enforcement ^a	0 1 2 3 4 5 6 7 8 9 10
Child restraints law	Yes
Enforcement ^a	0 1 2 3 4 5 6 7 8 9 10

^a Enforcement score represents consensus based on professional opinion of respondents, on a scale of 0 to 10 where 0 is not effective and 10 is highly effective.

^b 2007, Road Police of the Police of the Republic of Armenia.

VEHICLE STANDARDS	
No car manufacturers	
ROAD SAFETY AUDITS	
Formal audits required for major new road construction projects	Yes
Regular audits of existing road infrastructure	Yes
PROMOTING ALTERNATIVE TRANSPORT	
National policies to promote walking or cycling	No
National policies to promote public transportation	No

POST-CRASH CARE	
Formal, publicly available pre-hospital care system	Yes
National universal access number	Yes

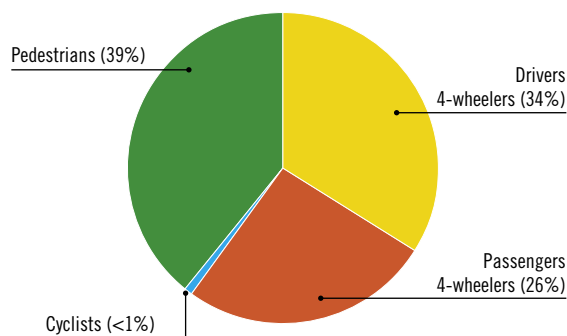
— Data not available.
n/a Data not required/not applicable.

DATA	
Reported road traffic fatalities (2007)	371^c (75% males, 25% females)
Reported non-fatal road traffic injuries (2007)	2 720^d
Costing study available	No

^c Police data, no specified time period.

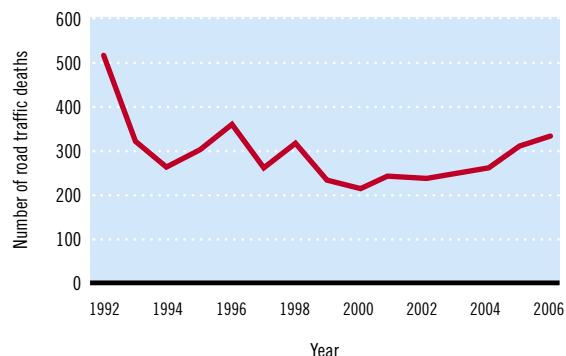
^d Police data.

DEATHS BY ROAD USER CATEGORY



Source: 2007, Road Police of the Police of the Republic of Armenia

TRENDS IN ROAD TRAFFIC DEATHS



Source: Road Police of the Police of the Republic of Armenia

REGISTERED VEHICLES	
366 836 total (2007)	
Motorcars	79%
Buses	7%
Other	15%

Data cleared by the Ministry of Health.