

	Population (millions)			
	1995	2000	2025	2050
All adults, ages 15+	47.244	48.142	51.953	50.104
Female adults	24.343	24.677	26.426	25.611
All youth, ages 0-14	11.362	11.272	9.290	8.829
Female youth	5.536	5.496	4.530	4.304

Source: United Nations Population Division, World Population Prospects 1950-2050 (2000 revision)

Real GDP per capita (PPP), US Dollars	
1975	13441
1980	14670
1985	16055
1990	18667
1995	19840
2000	22461

Source: World Health Report 2002

## SMOKING PREVALENCE

Adult (16 Years & Older), 2001		Youth (15-16 Year Olds), 1999		Physicians	
Males	28	Males	24	Males, 1985	13
Females	26	Females	28	Females, 1997	5.4
		Overall	26		

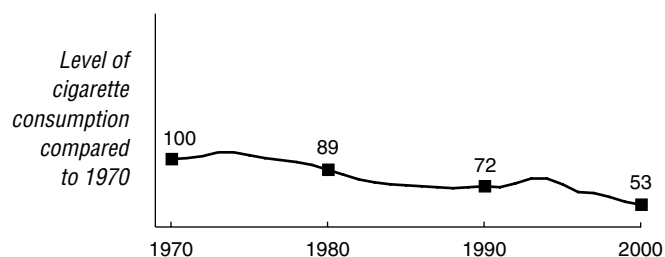
Adult: Current daily smoker; Department of Health - United Kingdom, (2001). *General Household Survey - Great Britain*. Available at URL: <http://www.statistics.gov.uk/lib2001>. Reported in Strong, K. and Bonita, R. (2003). *The SuRF Report 1. Surveillance of Risk Factors related to Noncommunicable Diseases: Current status of global data*. Geneva: WHO.

Youth: Lifetime use of cigarettes, 40 times or more; Hibbell, B., Andersson, B., Ahlström, S., Balakireva, O., Bjarnson, T., Kokkevi, A. and Morgan, M. (2000). *The 1999 ESPAD (European School Survey Project on Alcohol and Drugs) Report*. Stockholm: The Swedish Council for Information on Alcohol and Other Drugs. Available at URL: [http://www.can.se/in\\_english/pdf/espadsurvey.pdf](http://www.can.se/in_english/pdf/espadsurvey.pdf).

Health professional: Daily and occasional smoking; 1985 study of male physicians in collaboration with the National Order of Doctors [*Bulletin de l'Académie Nationale de Médecine* 177(1): 21-34] & 1997 study of female physicians in collaboration with the British Medical Association [Tavistock Square, London: Tobacco Control Resource Center, BMA House].

## TOBACCO ECONOMY

### Annual per capita Consumption, Three Year Moving Average, 1970 = 100



### Annual Cigarette Consumption

Year	Per capita Consumption (cigarette sticks)	Total Consumption (millions of cigarette sticks)
1970	2987	125888
1980	2636	117439
1990	2170	101005
1995	1901	89833
2000	1374	66152

### Annual Tobacco Trade and Agriculture Statistics

	Unit of Measurement	1970	1980	1990	1995	2000
Cigarette imports	sticks in millions	926	2835	15747	17946	7669
Cigarette exports	sticks in millions	20568	41014	40759	83216	80642
Tobacco leaf imports	metric tons	128448	124383	122022	134302	129115
Tobacco leaf exports (% of total exports)	metric tons (%)	2347 (0.02%)	5796 (0.01%)	9108 (0.02%)	7849 (0.01%)	10772 (0.01%)
Cigarette production	sticks in millions	145530	155618	126017	155103	139125
Tobacco leaf production	metric tons	-	-	-	-	-
Land devoted to tobacco growing (% of agricultural land)	hectares (%)	- (-)	- (-)	- (-)	- (-)	- (-)
Employment in tobacco manufacturing	people	40000	36000	13000	9000	-

### Retail Price of 20 Cigarettes with Tax

Type	US \$	Local
Domestic brand	\$6.93	4.44
Foreign brand	\$6.93	4.44

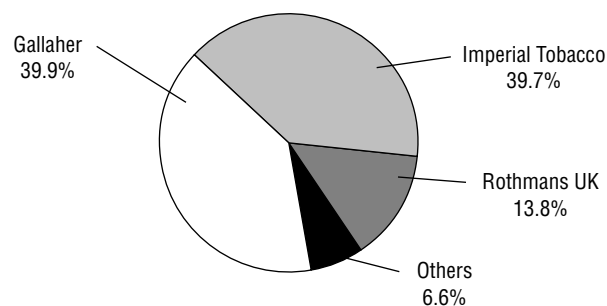
Source: EIU, September 2002

### Cigarette Taxes and Duties

Excise tax	92.25 LCU/1000 cigs
Excise tax	22% of retail price
Sales tax	17.5%

Source: ERC

### Market Share by Cigarette Manufacturer, 2001



Source: ERC

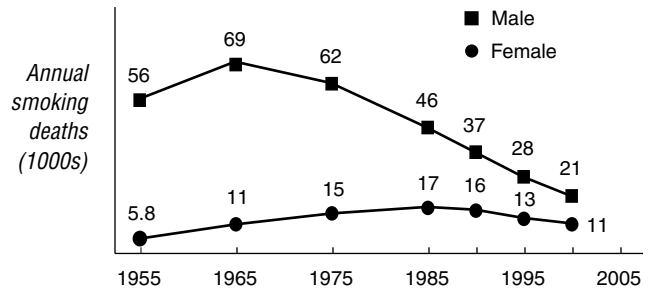
## SMOKING-ATTRIBUTED DISEASE IMPACT

Numbers of Deaths Attributed to Smoking/Total Deaths (thousands), 2000

Cause	Males (by age)			Females (by age)		
	0-34	35-69	70+	0-34	35-69	70+
Lung cancer	-/0.0	7.0/7.9	12/13	-/0.0	3.7/4.7	7.1/8.3
All cancer	-/0.8	10/29	18/49	-/0.8	4.8/25	10/47
Vascular	-/0.6	6.0/31	9.7/82	-/0.4	2.9/14	12/109
Respiratory	-/0.4	3.0/6.9	12/37	-/0.3	2.2/4.8	12/49
All other	-/8.2	1.8/17	2.8/28	-/3.9	1.4/10	5.2/53
All causes	-/10	21/83	42/197	-/5.3	11/54	40/259

Source: Peto, Lopez, et al., 1992, 1994 (update 2003)

Smoking-Attributed Numbers of Deaths per Year, Ages 35-69 Only



## INFRASTRUCTURE FOR TOBACCO CONTROL

### National Tobacco Control Provisions

Tobacco Bans and Restrictions	Not				Tobacco Requirements and Regulations	Not			
	Banned	Restricted	Regulated	Unknown		Required	Regulated	Regulated	Unknown
Advertising in certain media		X			Advertising health warnings/messages			X	
Advertising to certain audiences	X				Age verification for sales				X
Advertising in certain locations		X			Manufacturing licensure			X	
Advertisement content or design				X	Package health warning/message	X			
Sponsorship or promotion for certain audiences			X		Label design on packaging		X		
Sponsorship advertising of events		X			Ingredient/constituent information on package label	X			
Brand stretching			X		Amount of tar		X		
Sales to minors	X				Amount of nicotine		X		
Sales by minors				X	Amount of other ingredients/constituents		X		
Place of sales				X	Product constituents as confidential information				X
Vending machines		X			Product constituents as public information				X
Free products			X		Constituent disclosure by brand				X
Single cigarette sales	X				Constituent disclosure in the aggregate				X
Misleading information on packaging				X					
Smoking in government buildings (incl. worksites)			X						
Smoking in private worksites			X						
Smoking in educational facilities			X						
Smoking in health care facilities			X						
Smoking on buses		X							
Smoking on trains		X							
Smoking in taxis			X						
Smoking on ferries		X							
Smoking on domestic air flights		X							
Smoking on international air flights		X							
Smoking in restaurants			X						
Smoking in nightclubs and bars			X						
Smoking in other public places		X							

Other Provisions	Yes	No	Unknown
National tobacco control committee	X		
Tobacco control education/promotion			X
Anti-smuggling provisions			X
Litigation enabling provisions			X

Refer to Appendix B for more information about national tobacco control provisions.