

Population (millions)

	1995	2000	2025	2050
All adults, ages 15+	7.163	7.234	7.360	6.691
Female adults	3.656	3.685	3.737	3.420
All youth, ages 0-14	1.664	1.609	1.158	1.086
Female youth	0.810	0.783	0.562	0.527

Source: United Nations Population Division, World Population Prospects 1950-2050 (2000 revision)

Real GDP per capita (PPP), US Dollars

1975	16397
1980	17360
1985	18828
1990	20566
1995	20520
2000	23306

Source: World Health Report 2002

SMOKING PREVALENCE

Adult (16-84 Year Olds), 2000-2001

Males	17.4
Females	20.4

Youth (15-16 Year Olds), 1999

Males	26
Females	25
Overall	25

Doctors, 2001

Daily smokers	6
Never smokers	44

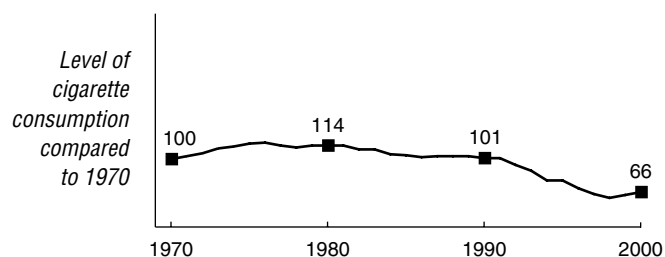
Adult: Current daily smokers; Statistics Sweden. *The Swedish survey of living conditions, 2003*. Available at URL: [www.scb.se/statistik/le0101/le0101.asp](http://www.scb.se/statistik/le0101/le0101.asp). Reported in Strong, K. and Bonita, R. (2003). *The SuRF Report 1. Surveillance of Risk Factors related to Noncommunicable Diseases: Current status of global data*. Geneva: WHO.

Youth: Lifetime use of cigarettes, 40 times or more; Hibbell, B., Andersson, B., Ahlström, S., Balakireva, O., Bjarnson, T., Kokkevi, A. and Morgan, M. (2000). *The 1999 ESPAD (European School Survey Project on Alcohol and Drugs) Report*. Stockholm: The Swedish Council for Information on Alcohol and Other Drugs. Available at URL: [http://www.can.se/in\\_english/pdf/espadsurvey.pdf](http://www.can.se/in_english/pdf/espadsurvey.pdf).

Health professional: Bolinder, G., Himmelmann, L. and Johansson, K. (2002). Smoking doctors – a rarity in Sweden. *Läkartidningen* 99: 3111-3117. Note: The prevalence of smoking among psychiatrists and surgeons was 10%, the highest for any speciality.

TOBACCO ECONOMY

Annual per capita Consumption, Three Year Moving Average, 1970 = 100



Annual Cigarette Consumption

Year	Per capita Consumption (cigarette sticks)	Total Consumption (millions of cigarette sticks)
1970	1723	10971
1980	1946	13006
1990	1650	11587
1995	1201	8601
2000	1107	8006

Annual Tobacco Trade and Agriculture Statistics

	Unit of Measurement	1970	1980	1990	1995	2000
Cigarette imports	sticks in millions	2122	2247	2030	1684	2844
Cigarette exports	sticks in millions	126	174	91	276	796
Tobacco leaf imports	metric tons	13770	12008	10849	6819	8492
Tobacco leaf exports (% of total exports)	metric tons (%)	279 (0.00%)	129 (0.00%)	444 (0.01%)	1040 (0.00%)	540 (0.00%)
Cigarette production	sticks in millions	8975	10933	9648	7193	5958
Tobacco leaf production	metric tons	-	-	-	-	-
Land devoted to tobacco growing (% of agricultural land)	hectares (%)	- (-)	- (-)	- (-)	- (-)	- (-)
Employment in tobacco manufacturing	people	1300	1600	1100	686	-

Retail Price of 20 Cigarettes with Tax

Type	US \$	Local
Domestic brand	\$4.02	37.50
Foreign brand	\$4.13	38.50

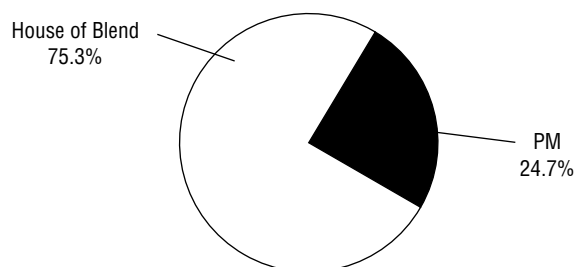
Source: EIU, September 2002

Cigarette Taxes and Duties

Excise tax	39.2% of retail price
Excise tax	200 LCU/1000 cigs
Sales tax	25%

Source: ERC

Market Share by Cigarette Manufacturer, 2001



Source: TMA

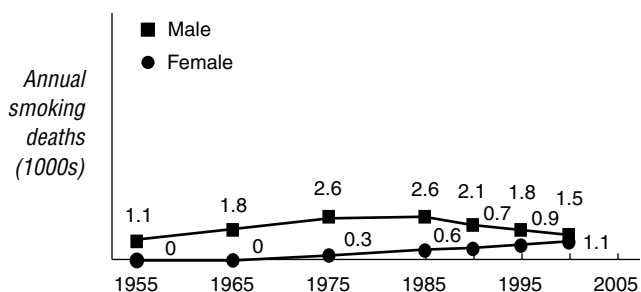
## SMOKING-ATTRIBUTED DISEASE IMPACT

Numbers of Deaths Attributed to Smoking/Total Deaths (thousands), 2000

Cause	Males (by age)			Females (by age)		
	0-34	35-69	70+	0-34	35-69	70+
Lung cancer	-/0.0	0.6/0.7	0.8/1.0	-/0.0	0.4/0.6	0.4/0.6
All cancer	-/0.1	0.8/3.3	1.3/7.6	-/0.1	0.5/3.4	0.6/6.6
Vascular	-/0.1	0.4/3.8	0.9/17	-/0.0	0.2/1.4	0.9/21
Respiratory	-/0.0	0.1/0.4	0.7/2.9	-/0.0	0.2/0.4	0.6/3.0
All other	-/0.9	0.2/2.9	0.3/6.7	-/0.4	0.2/1.5	0.4/10
All causes	-/1.1	1.5/10	3.2/34	-/0.5	1.1/6.7	2.4/41

Source: Peto, Lopez, et al., 1992, 1994 (update 2003)

Smoking-Attributed Numbers of Deaths per Year, Ages 35-69 Only



## INFRASTRUCTURE FOR TOBACCO CONTROL

### National Tobacco Control Provisions

Tobacco Bans and Restrictions	Not				Tobacco Requirements and Regulations	Not			
	Banned	Restricted	Regulated	Unknown		Required	Regulated	Regulated	Unknown
Advertising in certain media	X				Advertising health warnings/messages	X			
Advertising to certain audiences		X			Age verification for sales	X			
Advertising in certain locations		X			Manufacturing licensure			X	
Advertisement content or design		X			Package health warning/message	X			
Sponsorship or promotion for certain audiences	X				Label design on packaging		X		
Sponsorship advertising of events	X				Ingredient/constituent information on package label	X			
Brand stretching			X		Amount of tar		X		
Sales to minors			X		Amount of nicotine		X		
Sales by minors			X		Amount of other ingredients/constituents		X		
Place of sales			X		Product constituents as confidential information		X		
Vending machines		X			Product constituents as public information			X	
Free products		X			Constituent disclosure by brand			X	
Single cigarette sales	X				Constituent disclosure in the aggregate			X	
Misleading information on packaging			X						
Smoking in government buildings (incl. worksites)	X								
Smoking in private worksites	X								
Smoking in educational facilities	X								
Smoking in health care facilities	X								
Smoking on buses	X								
Smoking on trains	X								
Smoking in taxis	X								
Smoking on ferries	X								
Smoking on domestic air flights	X								
Smoking on international air flights	X								
Smoking in restaurants		X							
Smoking in nightclubs and bars		X							
Smoking in other public places	X								

Other Provisions	Yes	No	Unknown
National tobacco control committee	X		
Tobacco control education/promotion		X	
Anti-smuggling provisions			X
Litigation enabling provisions		X	

Refer to Appendix B for more information about national tobacco control provisions.