

Population (millions)

	1995	2000	2025	2050
All adults, ages 15+	8.152	8.344	8.473	7.709
Female adults	4.280	4.382	4.436	4.020
All youth, ages 0-14	1.764	1.672	1.358	1.297
Female youth	0.861	0.815	0.659	0.629

Source: United Nations Population Division, World Population Prospects 1950-2050 (2000 revision)

Real GDP per capita (PPP), US Dollars

1975	7820
1980	9337
1985	9520
1990	12689
1995	13898
2000	16225

Source: World Health Report 2002

SMOKING PREVALENCE

Adult (19 Years & Older), 1995-1996

Males	29.4
Females	6.4
Overall	17.2

Youth (15-16 Year Olds), 1999

Males	18
Females	15
Overall	17

General Practitioners, 1991

Males	44
-------	----

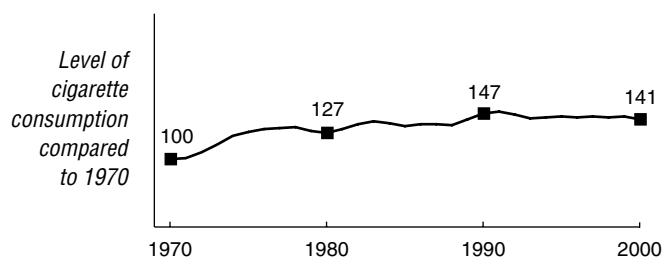
Adult: Regular smokers who had smoked daily during the previous two weeks; National health survey 1995/1996. Reported in World Health Organization. (2002). *European Country Profiles on Tobacco Control, 2001*. Copenhagen: WHO Regional Office for Europe.

Youth: Lifetime use of cigarettes, 40 times or more; Hibbell, B., Andersson, B., Ahlström, S., Balakireva, O., Bjarnson, T., Kokkevi, A. and Morgan, M. (2000). *The 1999 ESPAD (European School Survey Project on Alcohol and Drugs) Report*. Stockholm: The Swedish Council for Information on Alcohol and Other Drugs. Available at URL: http://www.can.se/in_english/pdf/espadsurvey.pdf.

Health professional: Daily and occasional smoking; Freour, P. and Tessier J.F. (1993). [Smoking habits in France among general practitioners and the general male population over a twenty-five year period (1966-1991)]. *Bulletin de l'Academie Nationale de Medecine* 177(1): 21-32.

TOBACCO ECONOMY

Annual per capita Consumption, Three Year Moving Average, 1970 = 100



Annual Cigarette Consumption

Year	Per capita Consumption (cigarette sticks)	Total Consumption (millions of cigarette sticks)
1970	1419	8773
1980	1805	13053
1990	2203	17445
1995	2105	17159
2000	1998	16667

Annual Tobacco Trade and Agriculture Statistics

	Unit of Measurement	1970	1980	1990	1995	2000
Cigarette imports	sticks in millions	190	67	127	4210	1987
Cigarette exports	sticks in millions	141	295	229	266	6697
Tobacco leaf imports	metric tons	6569	15254	10387	4770	12766
Tobacco leaf exports (% of total exports)	metric tons (%)	- (-)	- (-)	3136 (0.03%)	2448 (0.01%)	4151 (0.03%)
Cigarette production	sticks in millions	8724	13281	17547	13215	21377
Tobacco leaf production	metric tons	9516	6906	4911	4945	6193
Land devoted to tobacco growing (% of agricultural land)	hectares (%)	6000 (0.15%)	3500 (0.09%)	2262 (0.06%)	2011 (0.05%)	2132 (0.05%)
Employment in tobacco manufacturing	people	1300	2500	1804	1287	-

Retail Price of 20 Cigarettes with Tax

Type	US \$	Local
Domestic brand	\$2.13	2.15
Foreign brand	\$2.13	2.15

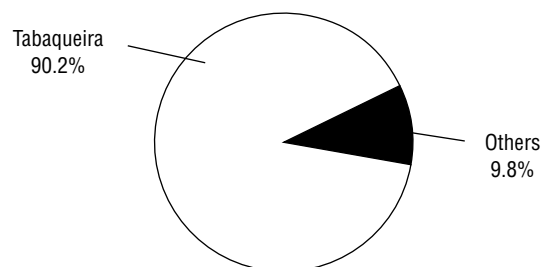
Source: EIU, September 2002

Cigarette Taxes and Duties

Excise tax	7035 LCU/1000 cigs
Excise tax	26% of retail price
Sales tax	14.53%

Source: ERC

Market Share by Cigarette Manufacturer, 1999



Source: ERC

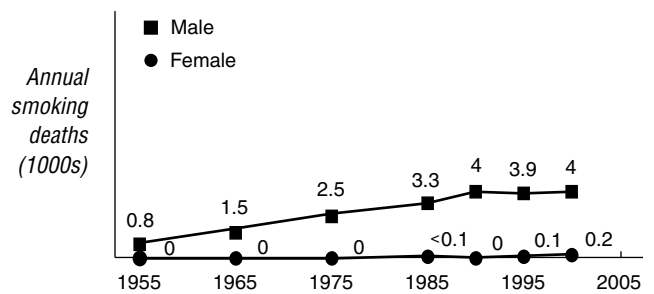
SMOKING-ATTRIBUTED DISEASE IMPACT

Numbers of Deaths Attributed to Smoking/Total Deaths (thousands), 2000

Cause	Males (by age)			Females (by age)		
	0-34	35-69	70+	0-34	35-69	70+
Lung cancer	-/0.0	1.1/1.3	0.9/1.1	-/0.0	0.1/0.3	0.0/0.3
All cancer	-/0.2	1.9/5.4	1.5/7.1	-/0.2	0.1/3.5	0.1/5.1
Vascular	-/0.1	0.8/4.4	0.9/14	-/0.1	0.1/2.2	0.1/20
Respiratory	-/0.1	0.4/1.0	1.0/4.5	-/0.0	0.0/0.4	0.1/4.2
All other	-/2.8	0.9/6.9	0.5/8.7	-/0.9	0.1/2.9	0.0/11
All causes	-/3.2	4.0/18	3.8/34	-/1.2	0.2/9.0	0.3/40

Source: Peto, Lopez, et al., 1992, 1994 (update 2003)

Smoking-Attributed Numbers of Deaths per Year, Ages 35-69 Only



INFRASTRUCTURE FOR TOBACCO CONTROL

National Tobacco Control Provisions

Tobacco Bans and Restrictions	Not				Tobacco Requirements and Regulations	Not			
	Banned	Restricted	Regulated	Unknown		Required	Regulated	Regulated	Unknown
Advertising in certain media	X				Advertising health warnings/messages	X			
Advertising to certain audiences				X	Age verification for sales				X
Advertising in certain locations		X			Manufacturing licensure	X			
Advertisement content or design				X	Package health warning/message	X			
Sponsorship or promotion for certain audiences	X				Label design on packaging		X		
Sponsorship advertising of events	X				Ingredient/constituent information on package label	X			
Brand stretching	X				Amount of tar		X		
Sales to minors			X		Amount of nicotine		X		
Sales by minors				X	Amount of other ingredients/constituents			X	
Place of sales				X	Product constituents as confidential information				X
Vending machines			X		Product constituents as public information				X
Free products		X			Constituent disclosure by brand				X
Single cigarette sales	X				Constituent disclosure in the aggregate				X
Misleading information on packaging				X					
Smoking in government buildings (incl. worksites)		X							
Smoking in private worksites		X							
Smoking in educational facilities		X							
Smoking in health care facilities		X							
Smoking on buses	X								
Smoking on trains		X							
Smoking in taxis	X								
Smoking on ferries		X							
Smoking on domestic air flights		X							
Smoking on international air flights		X							
Smoking in restaurants			X						
Smoking in nightclubs and bars			X						
Smoking in other public places		X							

Other Provisions	Yes	No	Unknown
National tobacco control committee	X		
Tobacco control education/promotion	X		
Anti-smuggling provisions			X
Litigation enabling provisions			X

Refer to Appendix B for more information about national tobacco control provisions.