

Population (millions)

	1995	2000	2025	2050
All adults, ages 15+	12.616	12.962	14.193	13.516
Female adults	6.424	6.585	7.206	6.921
All youth, ages 0-14	2.843	2.902	2.378	2.329
Female youth	1.390	1.417	1.160	1.136

Source: United Nations Population Division, World Population Prospects 1950-2050 (2000 revision)

Real GDP per capita (PPP), US Dollars

1975	15346
1980	16882
1985	17553
1990	19826
1995	21280
2000	24731

Source: World Health Report 2002

SMOKING PREVALENCE

Adult (15 Years & Older), 2001

Males	32.2
Females	25.3

Youth (10-19 Year Olds), 2000

Males	27
Females	26
Overall	27

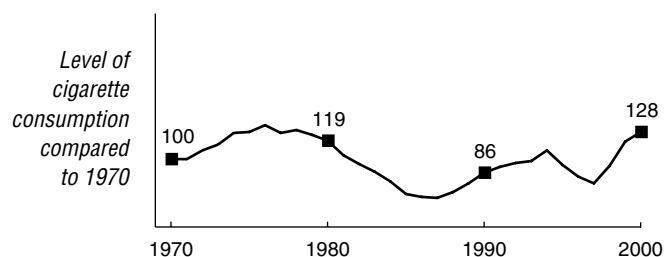
General Practitioners, 1989

Males	41
Females	24

Adult: Daily cigarette smoking; Statistics Netherlands. (2001). *Continuous quality of life survey (POLS)*. Reported in Strong, K. and Bonita, R. (2003). *The SuRF Report 1. Surveillance of Risk Factors related to Noncommunicable Diseases: Current status of global data*. Geneva: WHO.Youth: Smoked during the previous four weeks; Stichting Volksgezondheid en Roken (Stivoro). [Dutch Foundation on Smoking and Health]. (2001). *Jaarverslag 2000*. Den Haag: Stivoro. Reported in World Health Organization. (2002). *European Country Profiles on Tobacco Control, 2001*. Copenhagen: WHO Regional Office for Europe.Health professional: Daily and occasional smoking among physicians registered with the General Practitioners Association; Dekker, H.M., Looman, C.W., Adriaanse, H.P. and van der Maas, P.J. (1993). Prevalence of smoking among physicians and medical students and the generation effect in the Netherlands. *Social Science and Medicine* 36(6): 817-822.

TOBACCO ECONOMY

Annual per capita Consumption, Three Year Moving Average, 1970 = 100



Annual Cigarette Consumption

Year	Per capita Consumption (cigarette sticks)	Total Consumption (millions of cigarette sticks)
1970	2080	19722
1980	2708	29761
1990	1902	23251
1995	2845	35891
2000	2951	38253

Annual Tobacco Trade and Agriculture Statistics

	Unit of Measurement	1970	1980	1990	1995	2000
Cigarette imports	sticks in millions	1765	19173	14239	17468	16732
Cigarette exports	sticks in millions	4973	30117	69333	82180	101550
Tobacco leaf imports	metric tons	54944	96590	91557	87270	154187
Tobacco leaf exports (% of total exports)	metric tons (%)	6507 (0.09%)	15636 (0.10%)	11802 (0.07%)	6131 (0.03%)	29340 (0.07%)
Cigarette production	sticks in millions	22930	40705	78345	100603	123071
Tobacco leaf production	metric tons	-	-	-	-	-
Land devoted to tobacco growing (% of agricultural land)	hectares (%)	- (-)	- (-)	- (-)	- (-)	- (-)
Employment in tobacco manufacturing	people	10000	9000	6461	4957	-

Retail Price of 20 Cigarettes with Tax

Type	US \$	Local
Domestic brand	\$3.17	3.20
Foreign brand	\$3.17	3.20

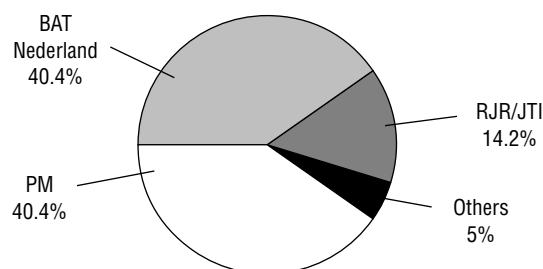
Source: EIU, September 2002

Cigarette Taxes and Duties

Excise tax	113.55 LCU/1000 cigs
Excise tax	20.51% of retail price
Sales tax	19%

Source: ERC

Market Share by Cigarette Manufacturer, 2000



Source: ERC

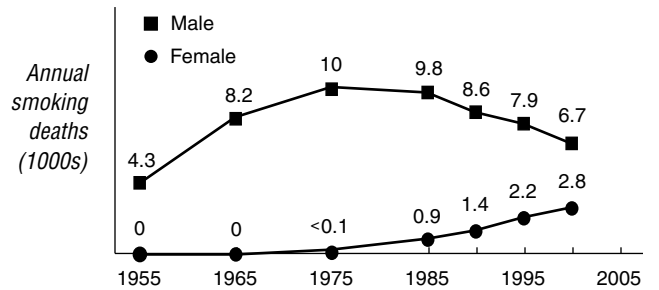
SMOKING-ATTRIBUTED DISEASE IMPACT

Numbers of Deaths Attributed to Smoking/Total Deaths (thousands), 2000

Cause	Males (by age)			Females (by age)		
	0-34	35-69	70+	0-34	35-69	70+
Lung cancer	-/0.0	2.4/2.7	3.4/3.6	-/0.0	1.0/1.3	0.7/1.0
All cancer	-/0.2	3.6/8.4	5.0/12	-/0.2	1.3/6.7	1.0/10
Vascular	-/0.1	1.7/6.8	2.5/17	-/0.1	0.6/2.9	1.1/23
Respiratory	-/0.0	0.6/1.0	3.2/6.6	-/0.0	0.4/0.7	1.4/6.2
All other	-/1.9	0.9/5.4	1.2/9.4	-/1.1	0.5/3.1	0.8/18
All causes	-/2.3	6.7/22	12/45	-/1.4	2.8/13	4.2/57

Source: Peto, Lopez, et al., 1992, 1994 (update 2003)

Smoking-Attributed Numbers of Deaths per Year, Ages 35-69 Only



INFRASTRUCTURE FOR TOBACCO CONTROL

National Tobacco Control Provisions

Tobacco Bans and Restrictions	Not				Tobacco Requirements and Regulations	Not			
	Banned	Restricted	Regulated	Unknown		Required	Regulated	Regulated	Unknown
Advertising in certain media		X			Advertising health warnings/messages	X			
Advertising to certain audiences				X	Age verification for sales				X
Advertising in certain locations			X		Manufacturing licensure			X	
Advertisement content or design		X			Package health warning/message	X			
Sponsorship or promotion for certain audiences			X		Label design on packaging		X		
Sponsorship advertising of events				X	Ingredient/constituent information on package label			X	
Brand stretching			X		Amount of tar			X	
Sales to minors			X		Amount of nicotine			X	
Sales by minors				X	Amount of other ingredients/constituents			X	
Place of sales		X			Product constituents as confidential information				X
Vending machines			X		Product constituents as public information				X
Free products			X		Constituent disclosure by brand				X
Single cigarette sales			X		Constituent disclosure in the aggregate				X
Misleading information on packaging				X					
Smoking in government buildings (incl. worksites)		X			Other Provisions	Yes	No	Unknown	
Smoking in private worksites		X			National tobacco control committee	X			
Smoking in educational facilities		X			Tobacco control education/promotion	X			
Smoking in health care facilities		X			Anti-smuggling provisions			X	
Smoking on buses			X		Litigation enabling provisions			X	
Smoking on trains			X						
Smoking in taxis				X					
Smoking on ferries				X					
Smoking on domestic air flights			X						
Smoking on international air flights			X						
Smoking in restaurants			X						
Smoking in nightclubs and bars			X						
Smoking in other public places		X							

Refer to Appendix B for more information about national tobacco control provisions.