

	Population (millions)			
	1995	2000	2025	2050
All adults, ages 15+	3.185	3.302	3.402	3.030
Female adults	1.700	1.756	1.780	1.569
All youth, ages 0-14	1.154	0.993	0.650	0.548
Female youth	0.567	0.486	0.316	0.266

Source: United Nations Population Division, World Population Prospects 1950-2050 (2000 revision)

Real GDP per capita (PPP), US Dollars	
1975	3247
1980	3998
1985	4411
1990	3964
1995	2358
2000	2005

Source: World Health Report 2002

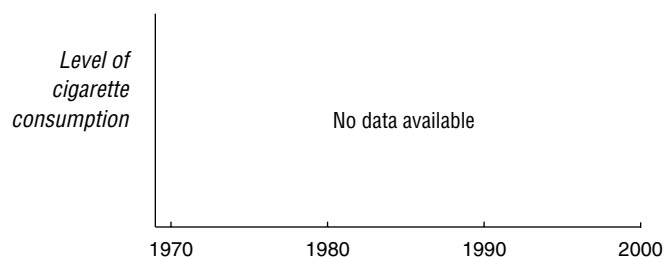
SMOKING PREVALENCE

Adult, 1999		Youth (14 Years & Younger), 1998		Physicians, 1998	
Males	46	Males	0.5	Males	44.4
Females	18	Females	0.2	Females	5.8

Adult: National Tobacco Agency. Reported in World Health Organization. (2002). *European Country Profiles on Tobacco Control, 2001*. Copenhagen: WHO Regional Office for Europe.
 Youth and Health professional: Current smoking measured by the National Household Budget Survey; Information provided by Mr. Vasile Pinzaru, Vice Director General of the Department for Statistical and Sociological Analysis of the Republic of Moldova.

TOBACCO ECONOMY

Annual per capita Consumption, Three Year Moving Average



Annual Cigarette Consumption

Year	Per capita Consumption (cigarette sticks)	Total Consumption (millions of cigarette sticks)
1970	-	-
1980	-	-
1990	-	-
1995	-	-
2000	-	-

Annual Tobacco Trade and Agriculture Statistics

	Unit of Measurement	1970	1980	1990	1995	2000
Cigarette imports	sticks in millions	-	-	-	132	3427
Cigarette exports	sticks in millions	-	-	-	-	401
Tobacco leaf imports	metric tons	-	-	-	1307	2149
Tobacco leaf exports (% of total exports)	metric tons (%)	- (-)	- (-)	- (-)	17803 (2.08%)	20882 (6.32%)
Cigarette production	sticks in millions	-	7559	9088	7108	9262
Tobacco leaf production	metric tons	-	-	-	27000	23500
Land devoted to tobacco growing (% of agricultural land)	hectares (%)	- (-)	- (-)	- (-)	20156 (0.79%)	23500 (0.92%)
Employment in tobacco manufacturing	people	-	-	2079	2293	-

Retail Price of 20 Cigarettes with Tax

Type	US \$	Local
Average price	\$0.19	0.90

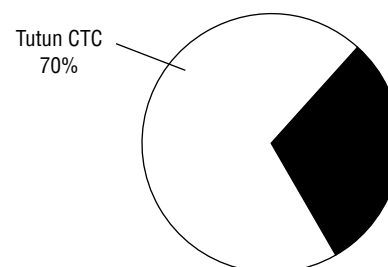
Source: TMA, 1997

Cigarette Taxes and Duties

Excise tax	7 LCU/1000 filtered cigs; 3 LCU/1000 plain cigs
Sales tax	20%
Import duty	3 ECU/1000 cigs
Other import duties	50-6000 ECU customs clearance fee based on CIF value

Source: ERC

Market Share by Cigarette Manufacturer, 2000



Source: TMA

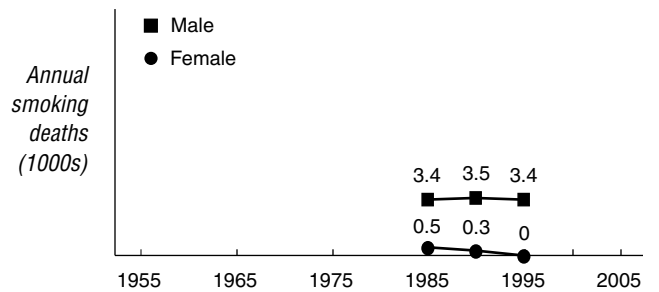
SMOKING-ATTRIBUTED DISEASE IMPACT

Numbers of Deaths Attributed to Smoking/Total Deaths, 2000

Cause	Males (by age)			Females (by age)		
	0-34	35-69	70+	0-34	35-69	70+
Lung cancer	-/5	436/477	80/107	-/2	42/99	1/38
All cancer	-/85	787/1887	114/561	-/92	55/1372	1/550
Vascular	-/73	1133/4382	248/5924	-/35	177/3503	9/9081
Respiratory	-/135	478/881	226/585	-/109	57/318	7/499
All other	-/1462	449/4061	24/1126	-/613	33/2177	0/1713
All causes	-/1755	2847/11211	612/8196	-/849	322/7370	17/11843

Source: Peto, Lopez, et al., 1992, 1994 (update 2003)

Smoking-Attributed Numbers of Deaths per Year, Ages 35-69 Only



INFRASTRUCTURE FOR TOBACCO CONTROL

National Tobacco Control Provisions

Tobacco Bans and Restrictions	Not				Tobacco Requirements and Regulations	Not			
	Banned	Restricted	Regulated	Unknown		Required	Regulated	Regulated	Unknown
Advertising in certain media		X			Advertising health warnings/messages	X			
Advertising to certain audiences		X			Age verification for sales				X
Advertising in certain locations			X		Manufacturing licensure	X			
Advertisement content or design		X			Package health warning/message	X			
Sponsorship or promotion for certain audiences			X		Label design on packaging		X		
Sponsorship advertising of events				X	Ingredient/constituent information on package label	X			
Brand stretching			X		Amount of tar		X		
Sales to minors	X				Amount of nicotine		X		
Sales by minors				X	Amount of other ingredients/constituents		X		
Place of sales				X	Product constituents as confidential information				X
Vending machines	X				Product constituents as public information				X
Free products	X				Constituent disclosure by brand				X
Single cigarette sales	X				Constituent disclosure in the aggregate				X
Misleading information on packaging				X					
Smoking in government buildings (incl. worksites)		X							
Smoking in private worksites		X							
Smoking in educational facilities	X								
Smoking in health care facilities	X								
Smoking on buses	X								
Smoking on trains		X							
Smoking in taxis	X								
Smoking on ferries		X							
Smoking on domestic air flights	X								
Smoking on international air flights	X								
Smoking in restaurants		X							
Smoking in nightclubs and bars			X						
Smoking in other public places	X								

Other Provisions	Yes	No	Unknown
National tobacco control committee	X		
Tobacco control education/promotion			X
Anti-smuggling provisions			X
Litigation enabling provisions			X

Refer to Appendix B for more information about national tobacco control provisions.