

## Population (millions)

	1995	2000	2025	2050
All adults, ages 15+	2.907	2.977	2.955	2.552
Female adults	1.565	1.602	1.578	1.352
All youth, ages 0-14	0.808	0.719	0.463	0.437
Female youth	0.396	0.351	0.226	0.213

Source: United Nations Population Division, World Population Prospects 1950-2050 (2000 revision)

## Real GDP per capita (PPP), US Dollars

1975	6745
1980	8303
1985	9162
1990	8233
1995	5690
2000	6562

Source: World Health Report 2002

## SMOKING PREVALENCE

## Adult (15 Years &amp; Older), 2000

Males	51
Females	15.8
Overall	32

## Youth (15-16 Year Olds), 1999

Males	46
Females	23
Overall	34.5

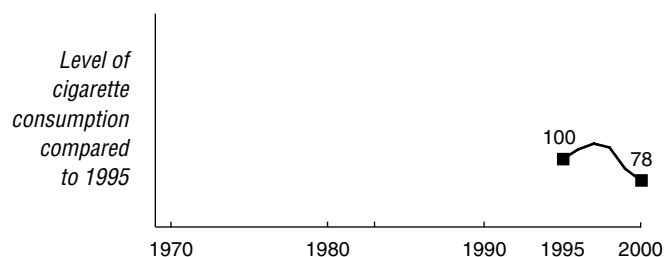
## Physicians, 1992

Males	38.0
Females	9.9

Adult: Daily smokers; WHO Health for All Database. Reported in World Health Organization. (2002). *European Country Profiles on Tobacco Control, 2001*. Copenhagen: WHO Regional Office for Europe.Youth: Lifetime use of cigarettes, 40 times or more; Hibbell, B., Andersson, B., Ahlström, S., Balakireva, O., Bjarnson, T., Kokkevi, A. and Morgan, M. (2000). *The 1999 ESPAD (European School Survey Project on Alcohol and Drugs) Report*. Stockholm: The Swedish Council for Information on Alcohol and Other Drugs. Available at URL: [http://www.can.se/in\\_english/pdf/espadsurvey.pdf](http://www.can.se/in_english/pdf/espadsurvey.pdf).Health professional: Current smoking; World Health Organization. (1997). *Tobacco or health: a global status report*. Geneva: WHO.

## TOBACCO ECONOMY

## Annual per capita Consumption, Three Year Moving Average, 1995 = 100



## Annual Cigarette Consumption

Year	Per capita Consumption (cigarette sticks)	Total Consumption (millions of cigarette sticks)
1970	-	-
1980	-	-
1990	-	-
1995	2249	6536
2000	1511	4498

## Annual Tobacco Trade and Agriculture Statistics

	Unit of Measurement	1970	1980	1990	1995	2000
Cigarette imports	sticks in millions	-	-	-	1806	1107
Cigarette exports	sticks in millions	-	-	-	146	3816
Tobacco leaf imports	metric tons	-	-	-	4323	1615
Tobacco leaf exports (% of total exports)	metric tons (%)	- (-)	- (-)	- (-)	1412 (0.06%)	0 (0.00%)
Cigarette production	sticks in millions	-	-	6654	4876	7207
Tobacco leaf production	metric tons	-	-	-	-	-
Land devoted to tobacco growing (% of agricultural land)	hectares (%)	- (-)	- (-)	- (-)	- (-)	- (-)
Employment in tobacco manufacturing	people	-	-	-	-	-

## Retail Price of 20 Cigarettes with Tax

Type	US \$	Local
MPPC	\$0.50	2.00

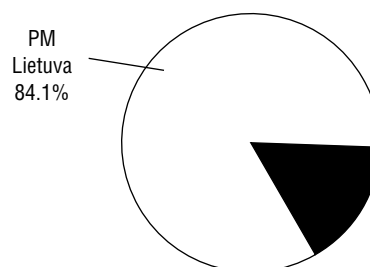
Source: TJI, 2001

## Cigarette Taxes and Duties

Excise tax	32 LCU/1000 cigs
VAT	18%
Import duty	30% (min 16 LCU/1000 cigs); 15% EU nations
Imports from Estonia and Latvia are duty free	

Source: ERC

## Market Share by Cigarette Manufacturer, 2000



Source: TMA

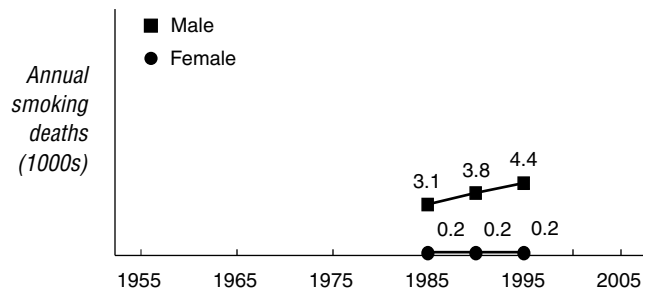
## SMOKING-ATTRIBUTED DISEASE IMPACT

Numbers of Deaths Attributed to Smoking/Total Deaths, 2000

Cause	Males (by age)			Females (by age)		
	0-34	35-69	70+	0-34	35-69	70+
Lung cancer	-/2	704/752	385/424	-/2	0/70	0/125
All cancer	-/59	1194/2492	597/1769	-/84	0/1647	0/1672
Vascular	-/88	1192/3710	645/5279	-/25	0/1719	0/10109
Respiratory	-/34	255/419	356/595	-/19	0/134	0/359
All other	-/1429	331/3780	62/754	-/440	0/1294	0/1009
All causes	-/1610	2972/10401	1660/8397	-/568	0/4794	0/13149

Source: Peto, Lopez, et al., 1992, 1994 (update 2003)

Smoking-Attributed Numbers of Deaths per Year, Ages 35-69 Only



## INFRASTRUCTURE FOR TOBACCO CONTROL

National Tobacco Control Provisions

Tobacco Bans and Restrictions	Not				Tobacco Requirements and Regulations	Not			
	Banned	Restricted	Regulated	Unknown		Required	Regulated	Regulated	Unknown
Advertising in certain media	X				Advertising health warnings/messages	N/A			
Advertising to certain audiences	X				Age verification for sales	X			
Advertising in certain locations	X				Manufacturing licensure	X			
Advertisement content or design	N/A				Package health warning/message	X			
Sponsorship or promotion for certain audiences	X				Label design on packaging		X		
Sponsorship advertising of events			X		Ingredient/constituent information on package label			X	
Brand stretching	X				Amount of tar		X		
Sales to minors	X				Amount of nicotine		X		
Sales by minors			X		Amount of other ingredients/constituents			X	
Place of sales		X			Product constituents as confidential information			X	
Vending machines	X				Product constituents as public information			X	
Free products	X				Constituent disclosure by brand			X	
Single cigarette sales	X				Constituent disclosure in the aggregate			X	
Misleading information on packaging			X						
Smoking in government buildings (incl. worksites)		X							
Smoking in private worksites	X								
Smoking in educational facilities	X								
Smoking in health care facilities	X								
Smoking on buses	X								
Smoking on trains		X							
Smoking in taxis	X								
Smoking on ferries	X								
Smoking on domestic air flights	X								
Smoking on international air flights	X								
Smoking in restaurants		X							
Smoking in nightclubs and bars			X						
Smoking in other public places				X					

Other Provisions	Yes	No	Unknown
National tobacco control committee	X		
Tobacco control education/promotion	X		
Anti-smuggling provisions			X
Litigation enabling provisions		X	

Refer to Appendix B for more information about national tobacco control provisions.