

Population (millions)

	1995	2000	2025	2050
All adults, ages 15+	46.789	48.140	52.387	51.942
Female adults	24.286	24.963	27.100	26.896
All youth, ages 0-14	11.350	11.098	10.367	9.891
Female youth	5.545	5.419	5.052	4.820

Source: United Nations Population Division, World Population Prospects 1950-2050 (2000 revision)

Real GDP per capita (PPP), US Dollars

1975	14905
1980	17009
1985	17872
1990	20376
1995	20904
2000	23353

Source: World Health Report 2002

SMOKING PREVALENCE

Adult (18 Years & Older), 2000

Males	33
Females	21
Overall	27

Youth (15-19 Year Olds), 2000

Males	28
Females	20
Overall	24

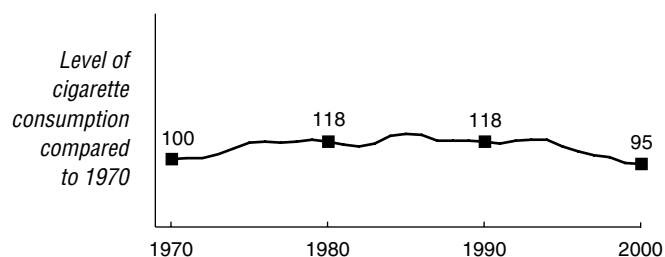
General Practitioners, 1994

Males	36.1
Females	24.9
Overall	34.1

Adult and Youth: Daily smokers; Enquêtes permanentes sur les conditions de vie, 2000 – indicateurs sociaux. INSEE, 2000. Reported in World Health Organization. (2002). *European Country Profiles on Tobacco Control, 2001*. Copenhagen: WHO Regional Office for Europe.Health professional: Current smokers; Josseran, L., King, G., Velter, A., Dressen, C. and Grizeau, D. (2000). Smoking behavior and opinions of French general practitioners. *Journal of the National Medical Association* 92(8): 382-390.

TOBACCO ECONOMY

Annual per capita Consumption, Three Year Moving Average, 1970 = 100



Annual Cigarette Consumption

Year	Per capita Consumption (cigarette sticks)	Total Consumption (millions of cigarette sticks)
1970	1850	70617
1980	2236	93633
1990	2168	98095
1995	2055	96143
2000	1594	76758

Annual Tobacco Trade and Agriculture Statistics

	Unit of Measurement	1970	1980	1990	1995	2000
Cigarette imports	sticks in millions	4509	26782	48010	58296	52906
Cigarette exports	sticks in millions	3795	5627	5410	8514	14390
Tobacco leaf imports	metric tons	63473	71038	57643	65978	87220
Tobacco leaf exports (% of total exports)	metric tons (%)	1000 (0.01%)	2954 (0.01%)	11854 (0.02%)	27155 (0.02%)	25092 (0.02%)
Cigarette production	sticks in millions	69903	72478	55495	46361	38242
Tobacco leaf production	metric tons	46537	45981	27632	26304	25534
Land devoted to tobacco growing (% of agricultural land)	hectares (%)	19352 (0.06%)	18500 (0.06%)	10785 (0.04%)	9725 (0.03%)	9254 (0.03%)
Employment in tobacco manufacturing	people	12800	9800	5100	4500	-

Retail Price of 20 Cigarettes with Tax

Type	US \$	Local
Domestic brand	\$3.07	3.10
Foreign brand	\$3.61	3.65

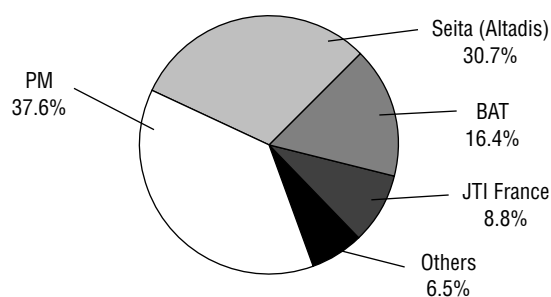
Source: EIU, September 2002

Cigarette Taxes and Duties

Excise tax	6.8391 ECU/100 cigs
Excise tax	55.19% of retail price
Sales tax	19.6%

Source: ERC

Market Share by Cigarette Manufacturer, 2000



Source: ERC

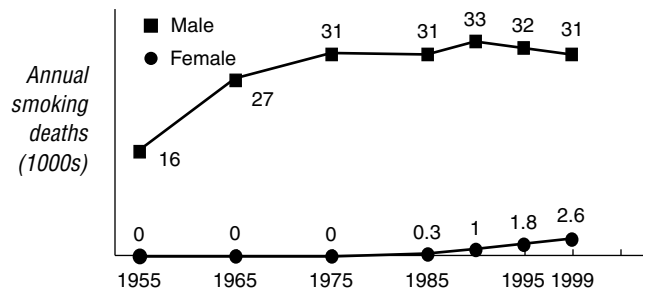
SMOKING-ATTRIBUTED DISEASE IMPACT

Numbers of Deaths Attributed to Smoking/Total Deaths (thousands), 1999

Cause	Males (by age)			Females (by age)		
	0-34	35-69	70+	0-34	35-69	70+
Lung cancer	-/0.0	11/12	8.2/9.3	-/0.0	1.0/2.0	0.9/2.3
All cancer	-/0.8	18/39	13/47	-/0.7	1.4/20	1.2/37
Vascular	-/0.5	5.4/18	5.1/57	-/0.3	0.4/6.4	1.0/82
Respiratory	-/0.2	2.0/3.8	6.3/18	-/0.1	0.3/1.6	1.8/20
All other	-10	5.0/32	3.3/48	-/4.3	0.5/14	0.8/77
All causes	-/12	31/93	28/170	-/5.5	2.6/41	4.7/216

Source: Peto, Lopez, et al., 1992, 1994 (update 2003)

Smoking-Attributed Numbers of Deaths per Year, Ages 35-69 Only



INFRASTRUCTURE FOR TOBACCO CONTROL

National Tobacco Control Provisions

Tobacco Bans and Restrictions	Not				Tobacco Requirements and Regulations	Not			
	Banned	Restricted	Regulated	Unknown		Required	Regulated	Regulated	Unknown
Advertising in certain media	X				Advertising health warnings/messages	X			
Advertising to certain audiences	X				Age verification for sales				X
Advertising in certain locations		X			Manufacturing licensure			X	
Advertisement content or design		X			Package health warning/message	X			
Sponsorship or promotion for certain audiences	X				Label design on packaging		X		
Sponsorship advertising of events	X				Ingredient/constituent information on package label	X			
Brand stretching		X			Amount of tar		X		
Sales to minors			X		Amount of nicotine		X		
Sales by minors				X	Amount of other ingredients/constituents		X		
Place of sales		X			Product constituents as confidential information				X
Vending machines	X				Product constituents as public information				X
Free products	X				Constituent disclosure by brand				X
Single cigarette sales	X				Constituent disclosure in the aggregate				X
Misleading information on packaging				X					
Smoking in government buildings (incl. worksites)		X							
Smoking in private worksites		X							
Smoking in educational facilities		X							
Smoking in health care facilities		X							
Smoking on buses	X								
Smoking on trains		X							
Smoking in taxis		X							
Smoking on ferries		X							
Smoking on domestic air flights	X								
Smoking on international air flights		X							
Smoking in restaurants		X							
Smoking in nightclubs and bars		X							
Smoking in other public places		X							

Other Provisions	Yes	No	Unknown
National tobacco control committee	X		
Tobacco control education/promotion	X		
Anti-smuggling provisions			X
Litigation enabling provisions			X

Refer to Appendix B for more information about national tobacco control provisions.