

Population (millions)

	1995	2000	2025	2050
All adults, ages 15+	4.320	4.349	4.571	4.310
Female adults	2.205	2.215	2.322	2.201
All youth, ages 0-14	0.907	0.971	0.788	0.770
Female youth	0.443	0.473	0.383	0.374

Source: United Nations Population Division, World Population Prospects 1950-2050 (2000 revision)

Real GDP per capita (PPP), US Dollars

	1975	15548
	1980	17381
	1985	19843
	1990	21067
	1995	23518
	2000	26541

Source: World Health Report 2002

SMOKING PREVALENCE

Adult (15 Years & Older), 2000

Males	32
Females	29
Overall	30

Youth (15-16 Year Olds), 1999

Males	31
Females	32
Overall	32

Physicians, 1996

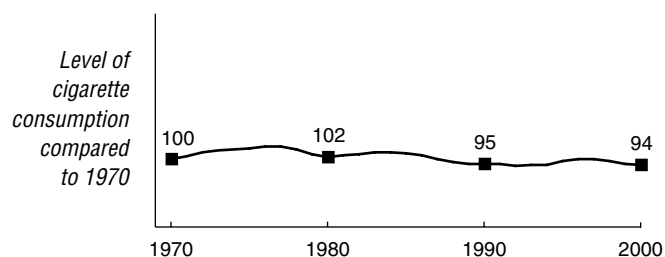
Males	29
Females	20

Adult: Daily smokers; WHO Health for All Database. Reported in World Health Organization. (2002). *European Country Profiles on Tobacco Control, 2001*. Copenhagen: WHO Regional Office for Europe.Youth: Lifetime use of cigarettes, 40 times or more; Hibbell, B., Andersson, B., Ahlström, S., Balakireva, O., Bjarnson, T., Kokkevi, A. and Morgan, M. (2000). *The 1999 ESPAD (European School Survey Project on Alcohol and Drugs) Report*. Stockholm: The Swedish Council for Information on Alcohol and Other Drugs. Available at URL: http://www.can.se/in_english/pdf/espadsurvey.pdf.

Health professional: Smoking on the day prior to the survey ("Did you smoke yesterday?") measured by a Gallup Institute survey; Information provided by Ulla Skovgaard Danielsen of the Danish Council on Smoking and Health.

TOBACCO ECONOMY

Annual per capita Consumption, Three Year Moving Average, 1970 = 100



Annual Cigarette Consumption

Year	Per capita Consumption (cigarette sticks)	Total Consumption (millions of cigarette sticks)
1970	1937	7324
1980	1972	7997
1990	1860	7931
1995	1913	8266
2000	1856	8072

Annual Tobacco Trade and Agriculture Statistics

	Unit of Measurement	1970	1980	1990	1995	2000
Cigarette imports	sticks in millions	792	173	178	710	854
Cigarette exports	sticks in millions	1766	1566	3634	4346	4195
Tobacco leaf imports	metric tons	16784	8570	17149	15625	16355
Tobacco leaf exports (% of total exports)	metric tons (%)	244 (0.01%)	1309 (0.01%)	763 (0.02%)	731 (0.02%)	1893 (0.03%)
Cigarette production	sticks in millions	8298	9390	11387	11902	11413
Tobacco leaf production	metric tons	-	-	-	-	-
Land devoted to tobacco growing (% of agricultural land)	hectares (%)	- (-)	- (-)	- (-)	- (-)	- (-)
Employment in tobacco manufacturing	people	5800	3000	2047	1472	-

Retail Price of 20 Cigarettes with Tax

Type	US \$	Local
Domestic brand	\$4.48	33.50
Foreign brand	\$4.48	33.50

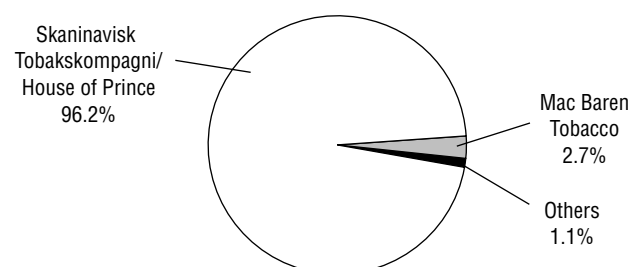
Source: EIU, September 2002

Cigarette Taxes and Duties

Excise tax	606.8 LCU/1000 cigs
Excise tax	21.22% of retail price
Sales tax	25%

Source: ERC

Market Share by Cigarette Manufacturer, 2000



Source: ERC

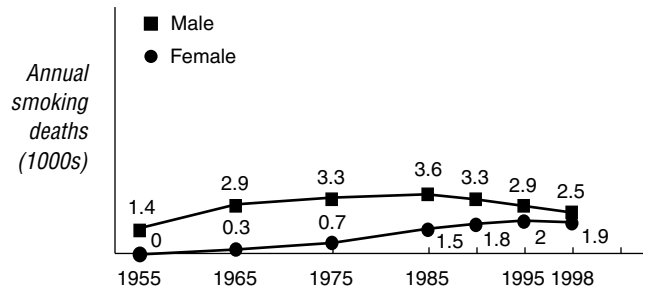
SMOKING-ATTRIBUTED DISEASE IMPACT

Numbers of Deaths Attributed to Smoking/Total Deaths (thousands), 1998

Cause	Males (by age)			Females (by age)		
	0-34	35-69	70+	0-34	35-69	70+
Lung cancer	-/0.0	0.8/0.8	1.0/1.1	-/0.0	0.6/0.7	0.6/0.7
All cancer	-/0.1	1.2/3.0	1.6/4.6	-/0.1	0.8/2.9	0.8/4.5
Vascular	-/0.0	0.6/2.5	1.0/7.9	-/0.0	0.3/1.1	1.1/9.8
Respiratory	-/0.0	0.3/0.5	1.1/2.0	-/0.0	0.4/0.6	1.1/2.1
All other	-/0.7	0.4/3.2	0.4/4.2	-/0.3	0.3/1.7	0.6/6.2
All causes	-/0.9	2.5/9.2	4.0/19	-/0.4	1.9/6.2	3.6/23

Source: Peto, Lopez, et al., 1992, 1994 (update 2003)

Smoking-Attributed Numbers of Deaths per Year, Ages 35-69 Only



INFRASTRUCTURE FOR TOBACCO CONTROL

National Tobacco Control Provisions

Tobacco Bans and Restrictions	Not				Tobacco Requirements and Regulations	Not			
	Banned	Restricted	Regulated	Unknown		Required	Regulated	Regulated	Unknown
Advertising in certain media	X				Advertising health warnings/messages	N/A			
Advertising to certain audiences	X				Age verification for sales				X
Advertising in certain locations	X				Manufacturing licensure			X	
Advertisement content or design	N/A				Package health warning/message	X			
Sponsorship or promotion for certain audiences	X				Label design on packaging		X		
Sponsorship advertising of events	X				Ingredient/constituent information on package label			X	
Brand stretching		X			Amount of tar		X		
Sales to minors			X		Amount of nicotine		X		
Sales by minors				X	Amount of other ingredients/constituents				X
Place of sales				X	Product constituents as confidential information				X
Vending machines			X		Product constituents as public information				X
Free products	X				Constituent disclosure by brand				X
Single cigarette sales	X				Constituent disclosure in the aggregate				X
Misleading information on packaging				X					
Smoking in government buildings (incl. worksites)		X							
Smoking in private worksites		X							
Smoking in educational facilities		X							
Smoking in health care facilities		X							
Smoking on buses		X							
Smoking on trains		X							
Smoking in taxis			X						
Smoking on ferries			X						
Smoking on domestic air flights			X						
Smoking on international air flights			X						
Smoking in restaurants			X						
Smoking in nightclubs and bars			X						
Smoking in other public places		X							

Other Provisions	Yes	No	Unknown
National tobacco control committee	X		
Tobacco control education/promotion			X
Anti-smuggling provisions			X
Litigation enabling provisions		X	

Refer to Appendix B for more information about national tobacco control provisions.