

Population (millions)

	1995	2000	2025	2050
All adults, ages 15+	6.882	6.697	5.379	3.904
Female adults	3.547	3.474	2.837	2.065
All youth, ages 0-14	1.524	1.252	0.747	0.626
Female youth	0.743	0.611	0.365	0.305

Source: United Nations Population Division, World Population Prospects 1950-2050 (2000 revision)

Real GDP per capita (PPP), US Dollars

1975	4300
1980	5703
1985	6768
1990	6487
1995	5948
2000	5698

Source: World Health Report 2002

SMOKING PREVALENCE

Adult (18 Years & Older), 1997

Males	38.4
Females	16.7

Youth (15-16 Year Olds), 1999

Males	35
Females	38
Overall	36

Health Professionals, 1996

Doctors	52.3
---------	------

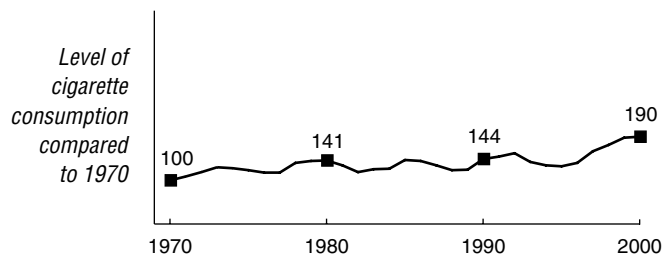
Adult: Current daily smoker; Balabanova, D., Bobak, M. and McKee M. (1998). Patterns of smoking in Bulgaria. *Tobacco Control* 7: 383-385.

Youth: Lifetime use of cigarettes, 40 times or more; Hibbell, B., Andersson, B., Ahlström, S., Balakireva, O., Bjarnson, T., Kokkevi, A. and Morgan, M. (2000). *The 1999 ESPAD (European School Survey Project on Alcohol and Drugs) Report*. Stockholm: The Swedish Council for Information on Alcohol and Other Drugs. Available at URL: http://www.can.se/in_english/pdf/espadsurvey.pdf.

Health professional: Regular daily smoking among general practitioners and specialists in primary health care measured by the National Center of Public Health; Information provided by George Kotarov in the WHO European Region's Tobacco Questionnaire 1996/1997.

TOBACCO ECONOMY

Annual per capita Consumption, Three Year Moving Average, 1970 = 100



Annual Cigarette Consumption

Year	Per capita Consumption (cigarette sticks)	Total Consumption (millions of cigarette sticks)
1970	1550	10158
1980	2416	16668
1990	2297	15937
1995	2025	13933
2000	3407	22816

Annual Tobacco Trade and Agriculture Statistics

	Unit of Measurement	1970	1980	1990	1995	2000
Cigarette imports	sticks in millions	114	643	485	244	184
Cigarette exports	sticks in millions	45038	69189	60360	60914	4049
Tobacco leaf imports	metric tons	4643	12445	11431	10609	13700
Tobacco leaf exports (% of total exports)	metric tons (%)	58261 (-)	72608 (-)	34119 (-)	30459 (-)	20700 (1.36%)
Cigarette production	sticks in millions	55082	85214	75812	74603	26681
Tobacco leaf production	metric tons	121906	122291	76542	18803	6700
Land devoted to tobacco growing (% of agricultural land)	hectares (%)	118084 (1.96%)	108066 (1.75%)	52897 (0.86%)	14254 (0.23%)	29920 (0.48%)
Employment in tobacco manufacturing	people	24900	21800	15300	13100	-

Retail Price of 20 Cigarettes with Tax

Type	US \$	Local
MPPC	\$0.27	0.60

Source: TJI, 2001

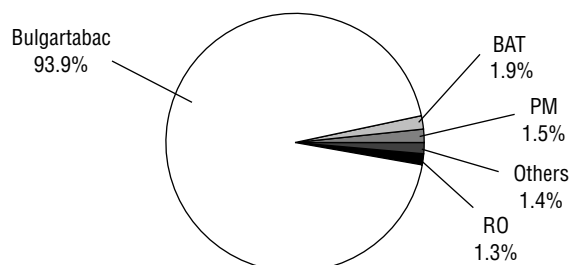
Cigarette Taxes and Duties

Excise tax	30% & 2 LCU/1000 filter cig; 10% & 1 LCU/1000 plain cig
Sales tax	20%
Import duty	50%

Imports from EFTA and many Eastern Europe countries may be eligible for preferential duty treatment

Source: ERC

Market Share by Cigarette Manufacturer, 1998



Source: ERC based on the first 7 months only

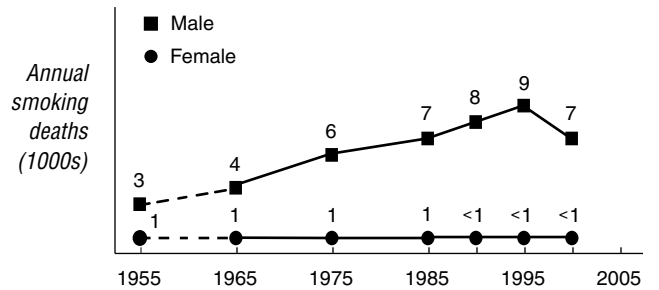
SMOKING-ATTRIBUTED DISEASE IMPACT

Numbers of Deaths Attributed to Smoking/Total Deaths (thousands), 2000

Cause	Males (by age)			Females (by age)		
	0-34	35-69	70+	0-34	35-69	70+
Lung cancer	-/0.0	1.5/1.7	0.6/0.7	-/0.0	0.1/0.3	0.1/0.2
All cancer	-/0.1	2.3/5.2	0.8/3.5	-/0.1	0.2/3.4	0.1/3.0
Vascular	-/0.3	3.8/14	1.3/24	-/0.2	0.4/7.3	0.3/30
Respiratory	-/0.2	0.5/1.0	0.3/1.5	-/0.1	0.1/0.4	0.1/1.3
All other	-/1.6	0.7/5.3	0.2/4.4	-/0.8	0.1/2.1	0.0/4.9
All causes	-/2.3	7.3/25	2.6/34	-/1.3	0.7/13	0.5/39

Source: Peto, Lopez, et al., 1992, 1994 (update 2003)

Smoking-Attributed Numbers of Deaths per Year, Ages 35-69 Only



INFRASTRUCTURE FOR TOBACCO CONTROL

National Tobacco Control Provisions

Tobacco Bans and Restrictions	Not				Tobacco Requirements and Regulations	Not			
	Banned	Restricted	Regulated	Unknown		Required	Regulated	Regulated	Unknown
Advertising in certain media	X				Advertising health warnings/messages				X
Advertising to certain audiences			X		Age verification for sales			X	
Advertising in certain locations		X			Manufacturing licensure	X			
Advertisement content or design		X			Package health warning/message	X			
Sponsorship or promotion for certain audiences	X				Label design on packaging		X		
Sponsorship advertising of events	X				Ingredient/constituent information on package label	X			
Brand stretching	X				Amount of tar		X		
Sales to minors	X				Amount of nicotine		X		
Sales by minors			X		Amount of other ingredients/constituents		X		
Place of sales		X			Product constituents as confidential information			X	
Vending machines			X		Product constituents as public information			X	
Free products	X				Constituent disclosure by brand			X	
Single cigarette sales	X				Constituent disclosure in the aggregate			X	
Misleading information on packaging			X						
Smoking in government buildings (incl. worksites)	X								
Smoking in private worksites	X								
Smoking in educational facilities	X								
Smoking in health care facilities	X								
Smoking on buses	X								
Smoking on trains		X							
Smoking in taxis	X								
Smoking on ferries		X							
Smoking on domestic air flights	X								
Smoking on international air flights	X								
Smoking in restaurants		X							
Smoking in nightclubs and bars		X							
Smoking in other public places		X							

Other Provisions	Yes	No	Unknown
National tobacco control committee		X	
Tobacco control education/promotion	X		
Anti-smuggling provisions			X
Litigation enabling provisions		X	

Refer to Appendix B for more information about national tobacco control provisions.