

Population (millions)

	1995	2000	2025	2050
All adults, ages 15+	6.635	6.737	6.717	5.707
Female adults	3.456	3.484	3.424	2.934
All youth, ages 0-14	1.412	1.343	0.888	0.745
Female youth	0.688	0.654	0.432	0.362

Source: United Nations Population Division, World Population Prospects 1950-2050 (2000 revision)

Real GDP per capita (PPP), US Dollars

1975	14683
1980	17347
1985	18554
1990	21283
1995	22539
2000	25133

Source: World Health Report 2002

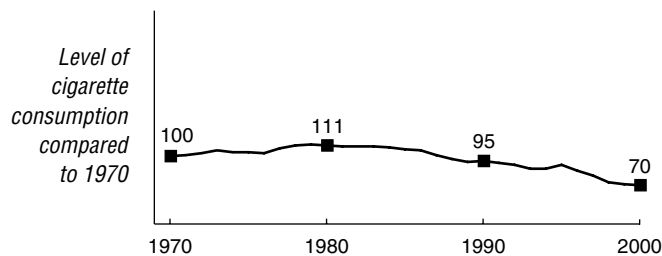
SMOKING PREVALENCE

Adult, 2000		Youth (15 Year Olds), 1997-1998		Physicians, 2001	
All adults	29	Males	30	General practitioners	11.2
		Females	36	Internists	8.8
				Overall	10.7

Adult: Groman, E., Bayer, P., Kunze, U., Schmeiser-Rieder, A. and Schoberberger, R. (2000). [Analysis of the needs for diagnosis and therapy of tobacco dependence in Austria]. *Weiner Medizinische Wochenschrift* 150(6): 109-114.Youth: At least one cigarette smoked per week; Currie, C., Hurrelmann, K., Settertobulte, W., Smith, R. and Todd, J. (eds). (2000) *Health and Health Behaviour Among Young People* [International Report from the 1997/98 HBSC survey]. WHO Policy Series: Health policy for children and adolescents. Issue 1. Copenhagen: WHO Regional Office for Europe. Available at URL: <http://www.hbsc.org>.Health professional: Kössler, W., Lanzenberger, M. and Zwick, H. (2002). Smoking habits of office-based general practitioners and internists in Austria and their smoking cessation efforts. *Wiener Klinische Wochenschrift* 114(17-18): 762-765.

TOBACCO ECONOMY

Annual per capita Consumption, Three Year Moving Average, 1970 = 100



Annual Cigarette Consumption

Year	Per capita Consumption (cigarette sticks)	Total Consumption (millions of cigarette sticks)
1970	2347	13257
1980	2651	15926
1990	2165	13820
1995	2058	13654
2000	1516	10215

Annual Tobacco Trade and Agriculture Statistics

	Unit of Measurement	1970	1980	1990	1995	2000
Cigarette imports	sticks in millions	731	854	476	1562	1880
Cigarette exports	sticks in millions	91	188	1617	4205	17065
Tobacco leaf imports	metric tons	11697	11717	11192	7805	14365
Tobacco leaf exports (% of total exports)	metric tons (%)	140 (0.01%)	683 (0.01%)	1529 (0.01%)	1524 (0.01%)	972 (0.00%)
Cigarette production	sticks in millions	12617	15260	14961	16297	25400
Tobacco leaf production	metric tons	596	431	418	370	230
Land devoted to tobacco growing (% of agricultural land)	hectares (%)	278 (0.01%)	258 (0.01%)	235 (0.01%)	147 (0.00%)	111 (0.00%)
Employment in tobacco manufacturing	people	2500	1800	1400	1366	-

Retail Price of 20 Cigarettes with Tax

Type	US \$	Local
Domestic brand	\$3.32	3.35
Foreign brand	\$3.61	3.65

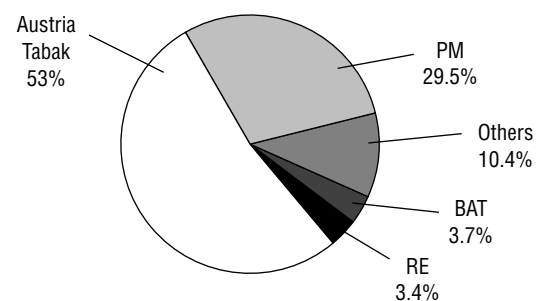
Source: EIU, September 2002

Cigarette Taxes and Duties

Excise tax	263 LCU/1000 cigs
Excise tax	42% of retail price
Sales tax	20%

Source: ERC

Market Share by Cigarette Manufacturer, 2000



Source: ERC

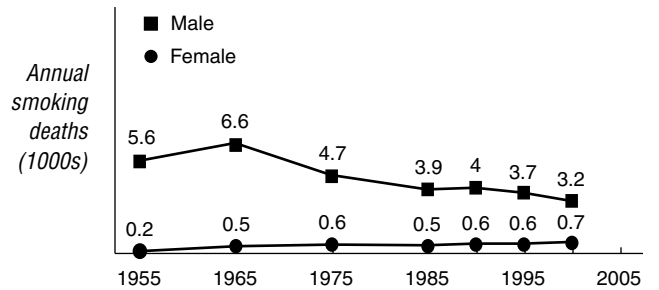
SMOKING-ATTRIBUTED DISEASE IMPACT

Numbers of Deaths Attributed to Smoking/Total Deaths (thousands), 2000

Cause	Males (by age)			Females (by age)		
	0-34	35-69	70+	0-34	35-69	70+
Lung cancer	-/0.0	1.1/1.2	0.9/1.1	-/0.0	0.3/0.4	0.3/0.5
All cancer	-/0.1	1.7/4.1	1.4/5.3	-/0.1	0.4/3.0	0.5/6.2
Vascular	-/0.1	1.0/4.2	1.0/12	-/0.1	0.2/1.7	0.8/22
Respiratory	-/0.0	0.3/0.5	0.6/1.5	-/0.0	0.1/0.2	0.5/1.9
All other	-/1.2	0.3/3.4	0.2/2.8	-/0.5	0.1/1.4	0.1/4.5
All causes	-/1.4	3.2/12	3.2/22	-/0.6	0.7/6.3	1.8/35

Source: Peto, Lopez, et al., 1992, 1994 (update 2003)

Smoking-Attributed Numbers of Deaths per Year, Ages 35-69 Only



INFRASTRUCTURE FOR TOBACCO CONTROL

National Tobacco Control Provisions

Tobacco Bans and Restrictions	Not				Tobacco Requirements and Regulations	Not			
	Banned	Restricted	Regulated	Unknown		Required	Regulated	Regulated	Unknown
Advertising in certain media		X			Advertising health warnings/messages	X			
Advertising to certain audiences	X				Age verification for sales				X
Advertising in certain locations		X			Manufacturing licensure	X			
Advertisement content or design		X			Package health warning/message	X			
Sponsorship or promotion for certain audiences				X	Label design on packaging		X		
Sponsorship advertising of events		X			Ingredient/constituent information on package label	X			
Brand stretching			X		Amount of tar		X		
Sales to minors	X				Amount of nicotine		X		
Sales by minors				X	Amount of other ingredients/constituents		X		
Place of sales				X	Product constituents as confidential information				X
Vending machines			X		Product constituents as public information				X
Free products		X			Constituent disclosure by brand				X
Single cigarette sales		X			Constituent disclosure in the aggregate				X
Misleading information on packaging				X					
Smoking in government buildings (incl. worksites)		X			Other Provisions	Yes	No	Unknown	
Smoking in private worksites		X			National tobacco control committee		X		
Smoking in educational facilities		X			Tobacco control education/promotion	X			
Smoking in health care facilities		X			Anti-smuggling provisions			X	
Smoking on buses	X				Litigation enabling provisions			X	
Smoking on trains		X							
Smoking in taxis			X						
Smoking on ferries	X								
Smoking on domestic air flights	X								
Smoking on international air flights	X								
Smoking in restaurants			X						
Smoking in nightclubs and bars			X						
Smoking in other public places		X							

Refer to Appendix B for more information about national tobacco control provisions.