



World Health
Organization

www.who.int/tb

2011/2012 TUBERCULOSIS GLOBAL FACTS

THE TUBERCULOSIS EPIDEMIC AND RESPONSE

Tuberculosis (TB) is contagious and airborne. It is a **disease of poverty** affecting mostly young adults in their most productive years. 95% of TB deaths are in the developing world.

The number of **people who fell ill with TB dropped to 8.8 million** in 2010, including 1.1 million cases among people with HIV. The number has been falling since 2005.

The estimated global incidence rate fell to **128 cases per 100,000 population** in 2010, after peaking in 2002 at 141 cases per 100,000. The rate is falling but very slowly.

The number of **people who died from TB fell to 1.4 million** in 2010, including 350,000 people with HIV, equal to 3,800 deaths a day.

In 2009, there were **9.7 million orphan children** as a result of TB deaths.

TB is among the **three greatest causes of death among women** aged 15-44, 320,000 women died from TB in 2010.

The TB death rate has **fallen by 40%** since 1990, and the number of deaths is also declining.

5.7 million TB cases were notified through TB DOTS programmes in 2010.

Globally, the percentage of **people successfully treated reached its highest level** at 87% in 2009.

Since 1995, **46 million people have been successfully treated** and up to **6.8 million lives saved** through DOTS and the Stop TB Strategy.

Among the 22 highest TB burden countries, Brazil and China show a sustained decline in TB burden over the past 20 years. TB burden started to decline during the early to mid 2000s in Tanzania and Kenya, after the peak in the HIV epidemic. **China, in particular, has made dramatic progress** through domestic investment and international collaboration on TB. Between 1990 and 2010, the TB death rate fell by almost 80%, with deaths falling from 216,000 to 55,000, and the TB prevalence rate was halved.

MULTIDRUG-RESISTANT TB

In 2010, there was an estimated prevalence of **650,000 cases of multidrug-resistant TB (MDR-TB)**, and in 2008 it was estimated there were **150,000 MDR-TB deaths** annually.

The number of patients enrolled on MDR-TB treatment **increased to 46,000** in 2010.

While more people are being treated for MDR-TB in 2010, it is just **16% of the estimated number of MDR-TB patients that needed treatment** i.e. MDR-TB patients that would be identified if all newly-notified TB patients were tested for drug resistance.

TB/HIV CO-INFECTION

2.1 million TB patients knew their HIV status in 2010 compared with 1.6 million in 2009, with the highest HIV testing rates of TB patients in Europe (80%) and Africa (59%). In **68 countries**, including 22 in Africa, at least 75% of TB patients knew their HIV status.

46% of HIV-positive TB patients were enrolled on antiretrovirals and **77%** started on co-trimoxazole preventive treatment in 2010.

NEW DIAGNOSTICS

As of July 2011, **26 countries are using Xpert MTB/RIF**, a rapid molecular test that accurately diagnoses TB and MDR-TB in 100 minutes. The test was endorsed by WHO in December 2010, with 145 countries eligible to purchase the kits at a concessional price.

FINANCING

Worldwide, the **share of domestic funding for TB** provided by affected countries **rose to 86%**. But most low income countries still rely on external funding, with the Global Fund the largest external donor. It is providing 82% of international TB funding for 2012.

Countries report a **US\$1 billion TB funding gap** for 2012 with donor funding at \$600 million. There is a **US\$200 million funding gap for MDR-TB** in 2012.


RESEARCH AND DEVELOPMENT

There are **"point-of-care" tests** in the pipeline, **10 TB drugs** in trials, and **10 vaccine candidates** for the prevention of TB in Phase I or Phase II trials.

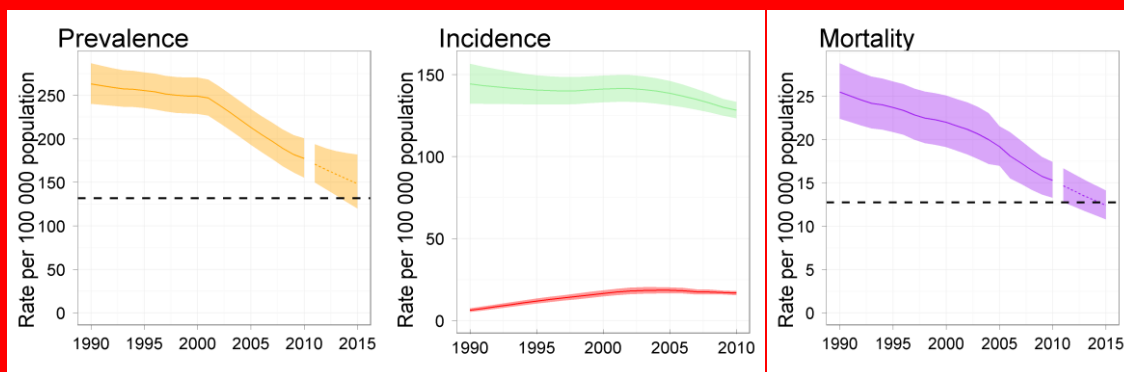
The **WHO Stop TB Department** together with WHO regional and country offices: develops policies, strategies and standards; supports the efforts of WHO Member States; measures progress towards TB targets and assesses national programme performance, financing and impact; promotes research; and facilitates partnerships, advocacy and communication. WHO Stop TB Department also houses the Stop TB Partnership secretariat.

PROGRESS

WHO Global Tuberculosis Control Report 2011



Number of people falling ill and dying of TB on decline

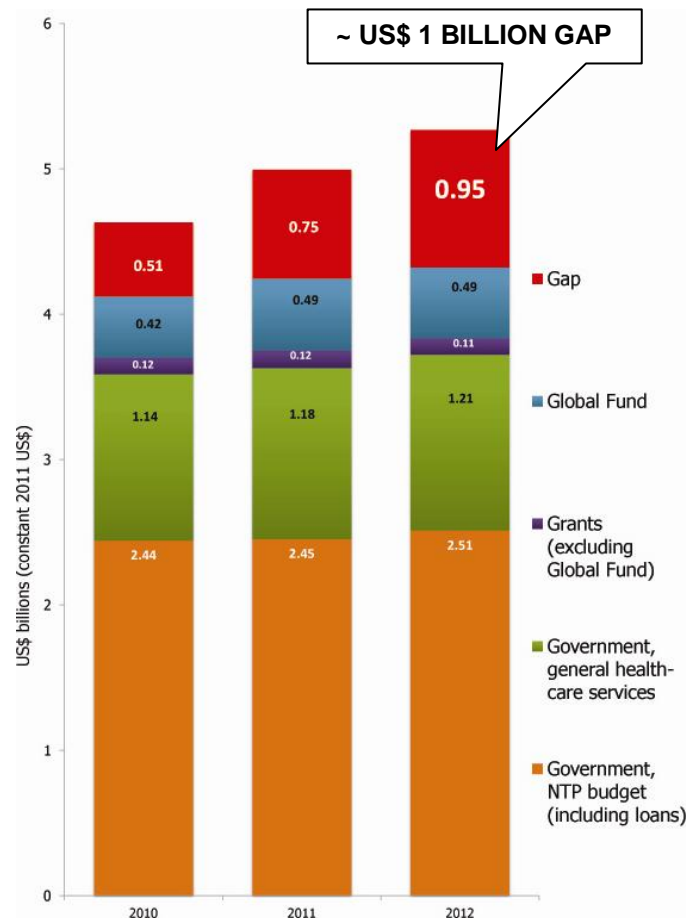


- Global trends in estimated incidence rate, including HIV-positive (green) and estimated incidence rate of HIV-positive TB (red).
- The horizontal dashed lines represent the Stop TB Partnership targets of a 50% reduction in prevalence and mortality by 2015 compared with 1990. Mortality excludes TB deaths among HIV-positive people.

THE GLOBAL PLAN TO STOP TB PROGRESS TOWARDS TARGETS	2010	Target (2015)
DOTS		
Cases diagnosed, notified and treated, according to the DOTS approach	5.7m	6.9m
Treatment success rate	87%*	90%
Countries with ≥ 1 laboratory with sputum-smear microscopy services / 100,000 population	97	149
Drug-Resistant TB		
% of previously treated TB patients tested for MDR-TB	6%	100%
% of new bacteriologically-positive patients tested for MDR-TB	1.8%	20%
Countries among the 22 HBCs** and 27 MDR-TB burden countries with ≥ 1 culture laboratory / 5 million population	20	36
Confirmed cases of MDR-TB enrolled on treatment	46,000	~270,000
Treatment success rate among confirmed cases of MDR-TB	53%**	≥ 75%
TB/HIV		
% of TB patients tested for HIV	34%	100%
% of HIV-positive TB patients treated with CPT	77%	100%
% of HIV-positive TB patients treated with ART	46%	100%
% of people living with HIV attending HIV care services, screened for TB at their last visit	58%	100%
% of people living with HIV attending HIV care services, enrolled on IPT	12%	100%

* for 2009 ** high TB burden countries *** among cases starting treatment in 2008

TB INVESTMENT AND FUNDING GAPS



For the first time, the report features a chapter on promising developments in TB diagnostics, drugs and vaccines.