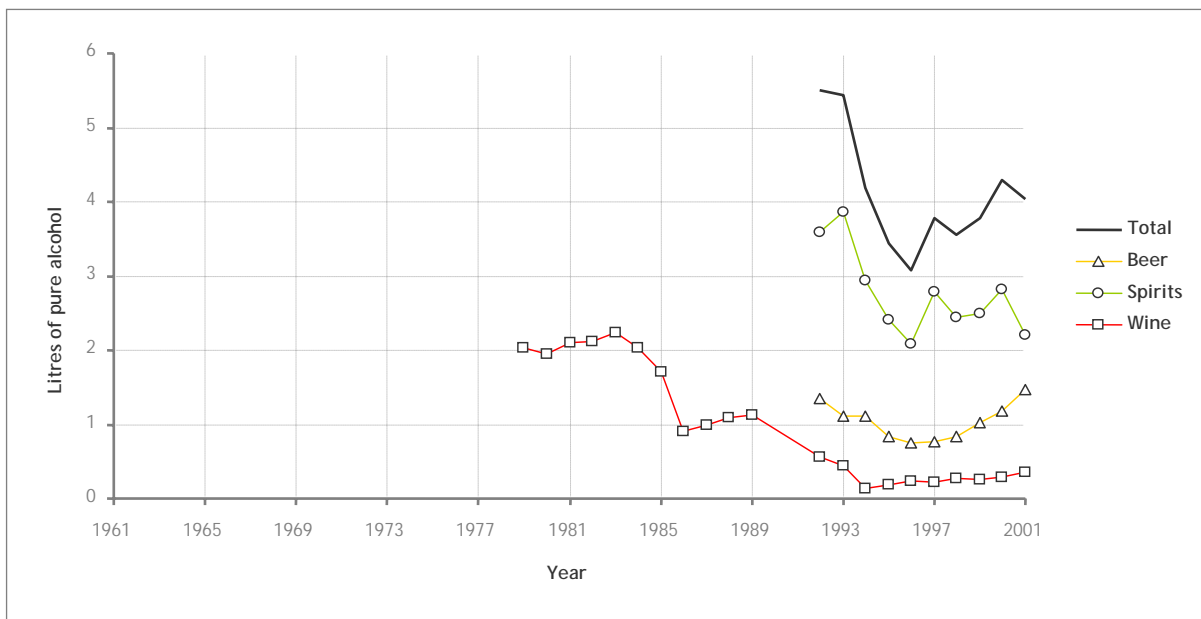


# UKRAINE

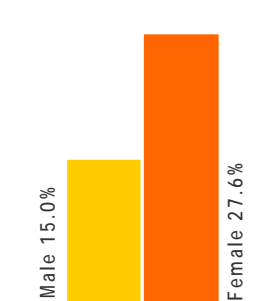
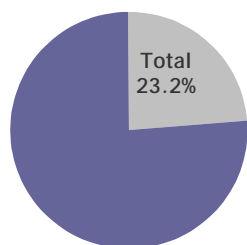
## Recorded adult per capita consumption (age 15+)



Note: No beer or spirits data available before 1992 and consequently no total alcohol consumption.

Sources: FAO (Food and Agriculture Organization of the United Nations), World Drink Trends 2003

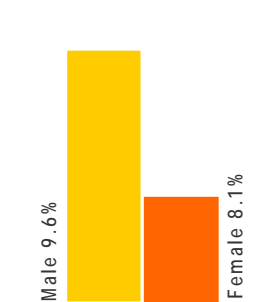
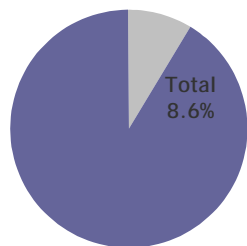
## Lifetime abstainers



Data from the 2003 World Health Survey. Total sample size  $n = 2738$ ; males  $n = 956$  and females  $n = 1782$ . Sample population aged 18 years and above.<sup>1</sup>

Estimates from key alcohol experts show that the proportion of adult males and females who had been abstaining (last year before the survey) was 12% (males) and 36% (females). Data is for after year 1995.<sup>2</sup>

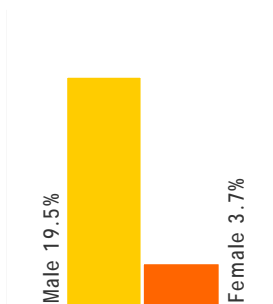
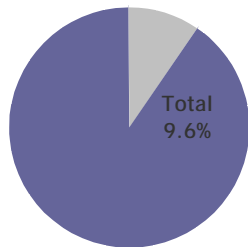
## Heavy and hazardous drinkers



Data from the 2003 World Health Survey. Total sample size  $n = 2738$ ; males  $n = 956$  and females  $n = 1782$ . Sample population aged 18 years and above. Definition used: average consumption of 40 g or more of pure alcohol a day for men and 20 g or more of pure alcohol a day for women.<sup>1</sup>

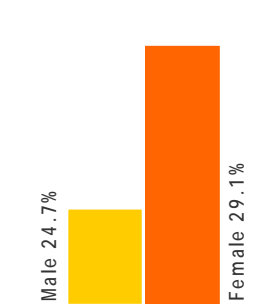
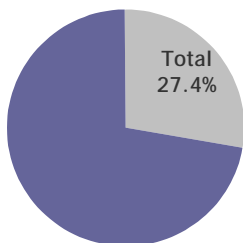
According to the 2003 World Health Survey (total sample size  $n = 1734$ ; males  $n = 726$  and females  $n = 1008$ ), the mean value (in grams) of pure alcohol consumed per day among drinkers was 11.1 (total), 16.4 (males) and 7.1 (females).<sup>1</sup>

Heavy episodic drinkers



Data from the 2003 World Health Survey. Total sample size  $n = 2738$ ; males  $n = 956$  and females  $n = 1782$ . Sample population aged 18 years and above. Definition used: at least once a week consumption of five or more standard drinks in one sitting.<sup>1</sup>

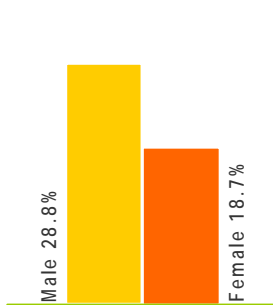
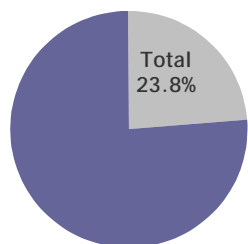
Youth drinking (lifetime abstainers)



Data from the 2003 World Health Survey. Total sample size  $n = 318$ ; males  $n = 125$  and females  $n = 193$ . Sample population aged 18 to 24 years old.<sup>1</sup>

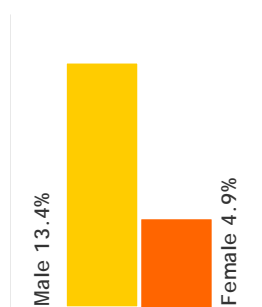
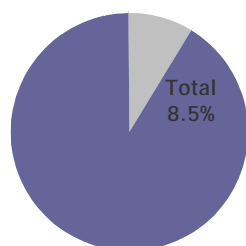
According to the 1999 ESPAD survey (total sample size  $n = 2994$ , males  $n = 1427$  and females  $n = 1567$ ; age group 15 to 16 years), the rate of alcohol consumers was 18% (total), 18% (males) and 18% (females). Alcohol consumer was defined as lifetime use of 40 times or more.<sup>3</sup>

Youth drinking (drink at least weekly)



HBSC survey 2001/2002. Data shows proportion of 15-year-olds who report drinking beer, wine or spirits at least weekly. Total sample size  $n = 1601$ .<sup>4</sup>

### Youth drinking (heavy episodic drinkers)



Data from the 2003 World Health Survey. Total sample size  $n = 318$ ; males  $n = 125$  and females  $n = 193$ . Sample population aged 18 to 24 years old. Definition used: at least once a week consumption of five or more standard drinks in one sitting.<sup>1</sup>

Note: These are preliminary, early-release, unpublished data from WHO's World Health Survey made available exclusively for this report. Some estimates may change in the final analyses of these data.

According to the 1999 ESPAD survey (total sample size  $n = 2994$ , males  $n = 1427$  and females  $n = 1567$ ; age group 15 to 16 years), the rate of binge drinking was 17% (total), 25% (males) and 11% (females). Binge drinking was defined as consuming five or more drinks in a row three times or more in the last 30 days.<sup>7</sup>

### Youth drinking (drunkenness)

According to the 2001/2002 HBSC survey (total sample size  $n = 1601$ ), the proportion of 15-year-olds who reported ever having been drunk two or more times was 60.5% for boys and 45% for girls.<sup>4</sup>

In the 1999 ESPAD study of subjects 15 to 16 years old (total sample size  $n = 2994$ ; males  $n = 1427$  and females  $n = 1567$ ) the proportion of subjects who reported being drunk three times or more in the last 30 days was 11% (total), 14% (males) and 10% (females).<sup>3</sup>

### Traditional alcoholic beverages

The traditional beverages in Ukraine prior to the appearance of distilled alcohol were *med* (mead), *pyvo* (hopped beer), *braha* (unhopped millet beer), *kvas* (generic name for fermented beverages, usually from fruits, berries and beets), *syrivec* (bread kvas), *syta* (honey diluted with water), *uzvar* (fruit compote), *berezovyj* and *klenovyj sik* (fermented birch and maple sap).<sup>5</sup>

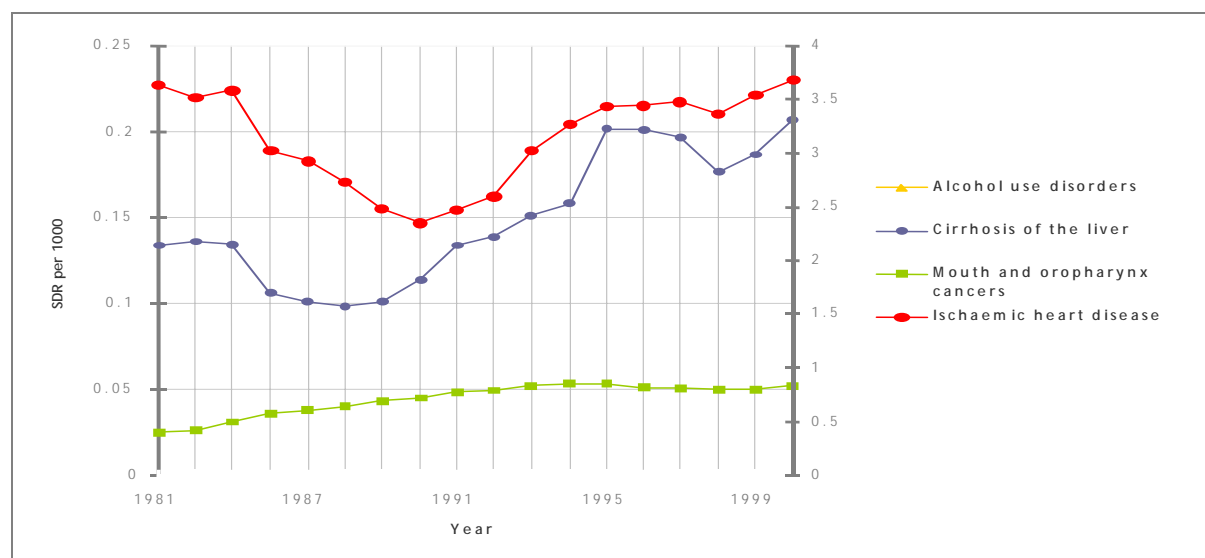
### Unrecorded alcohol consumption

The unrecorded alcohol consumption in Ukraine is estimated to be 8.0 litres pure alcohol per capita for population older than 15 for the years after 1995 (estimated by a group of key alcohol experts).<sup>2</sup>

### Mortality rates from selected death causes where alcohol is one of the underlying risk factors

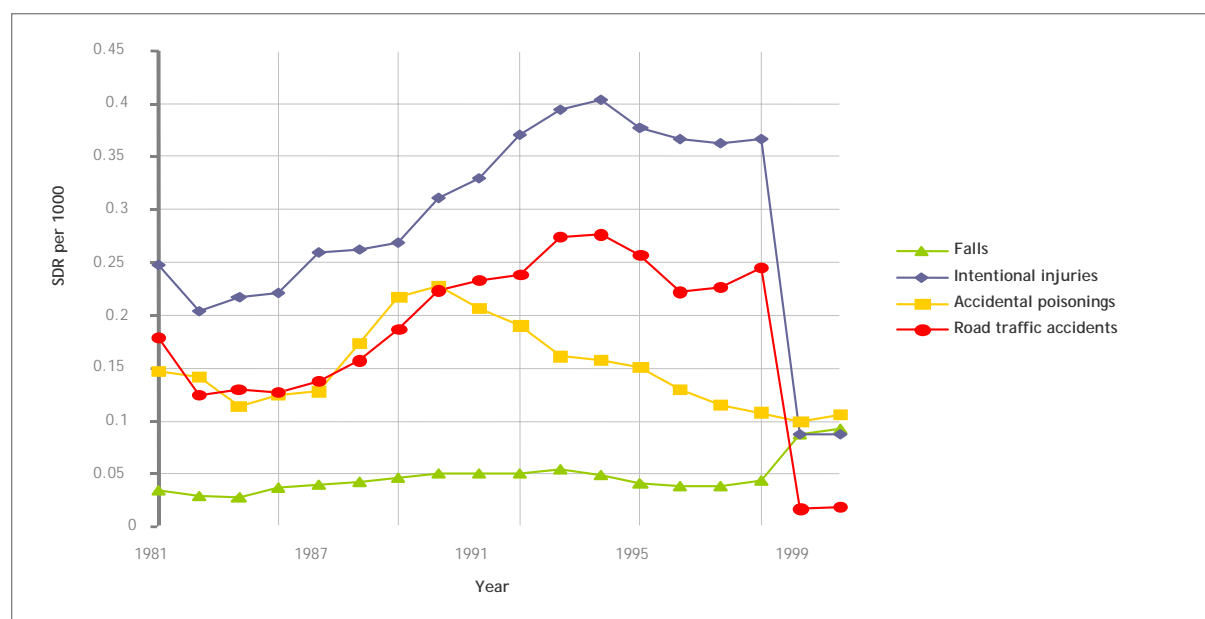
The data represent all the deaths occurring in a country irrespective of whether alcohol was a direct or indirect contributor.

### Chronic mortality



Note: Chronic mortality time-series measured on two axes, ischaemic heart disease on right axis and the other causes on the left.

### Acute mortality



Source: WHO Mortality Database

### Morbidity, health and social problems from alcohol use

The rate of alcoholic psychosis incidence per 100 000 population was 22.28 in 2001 and 21.93 in 2002.<sup>6</sup>

The SDR per 100 000 population for chronic liver disease and cirrhosis was 25.54 in 2001 and 28.15 in 2002.<sup>6</sup>

The number of alcohol-related road traffic accidents per 100 000 population was 6.80 in 2000 and 6.44 in 2001.<sup>6</sup>

## Country background information

<b>Total population 2003</b>	48 523 000	<b>Life expectancy at birth (2002)</b>	Male	61.7
Adult (15+)	40 759 320		Female	72.9
% under 15	16	<b>Probability of dying under age 5 per 1000 (2002)</b>	Male	22
<b>Population distribution 2001 (%)</b>			Female	16
Urban	68	<b>Gross National Income per capita 2002</b>	US\$	770
Rural	32			

Sources: Population and Statistics Division of the United Nations Secretariat, World Bank World Development Indicators database, The World Health Report 2004

## References

1. Ustun TB et al. The World Health Surveys. In: Murray CJL, Evans DB, eds. *Health Systems Performance Assessment: Debates, Methods and Empiricism*. Geneva, World Health Organization, 2003.
2. Alcohol per capita consumption, patterns of drinking and abstention worldwide after 1995. Appendix 2. *European Addiction Research*, 2001, 7(3):155–157.
3. Hibell B et al. *The 1999 ESPAD Report. The European School Survey on Alcohol and Other Drugs: Alcohol and Other Drug Use Among Students in 30 European Countries*. Stockholm, Council of Europe, 2000.
4. Currie C et al., eds. *Young people's health in context. Health Behaviour in School-aged Children (HBSC) study: international report from the 2001/2002 survey*. Copenhagen, WHO Health Policy for Children and Adolescents (HEPCA), 2004.
5. [Anonymous]. *Ukrainian alcoholic beverages* (<http://homedistiller.org/ukraine.htm>, accessed 15 April 2004).
6. European health for all database. World Health Organization, Regional Office for Europe (<http://hfadb.who.dk/hfa>, accessed 26 February 2004).